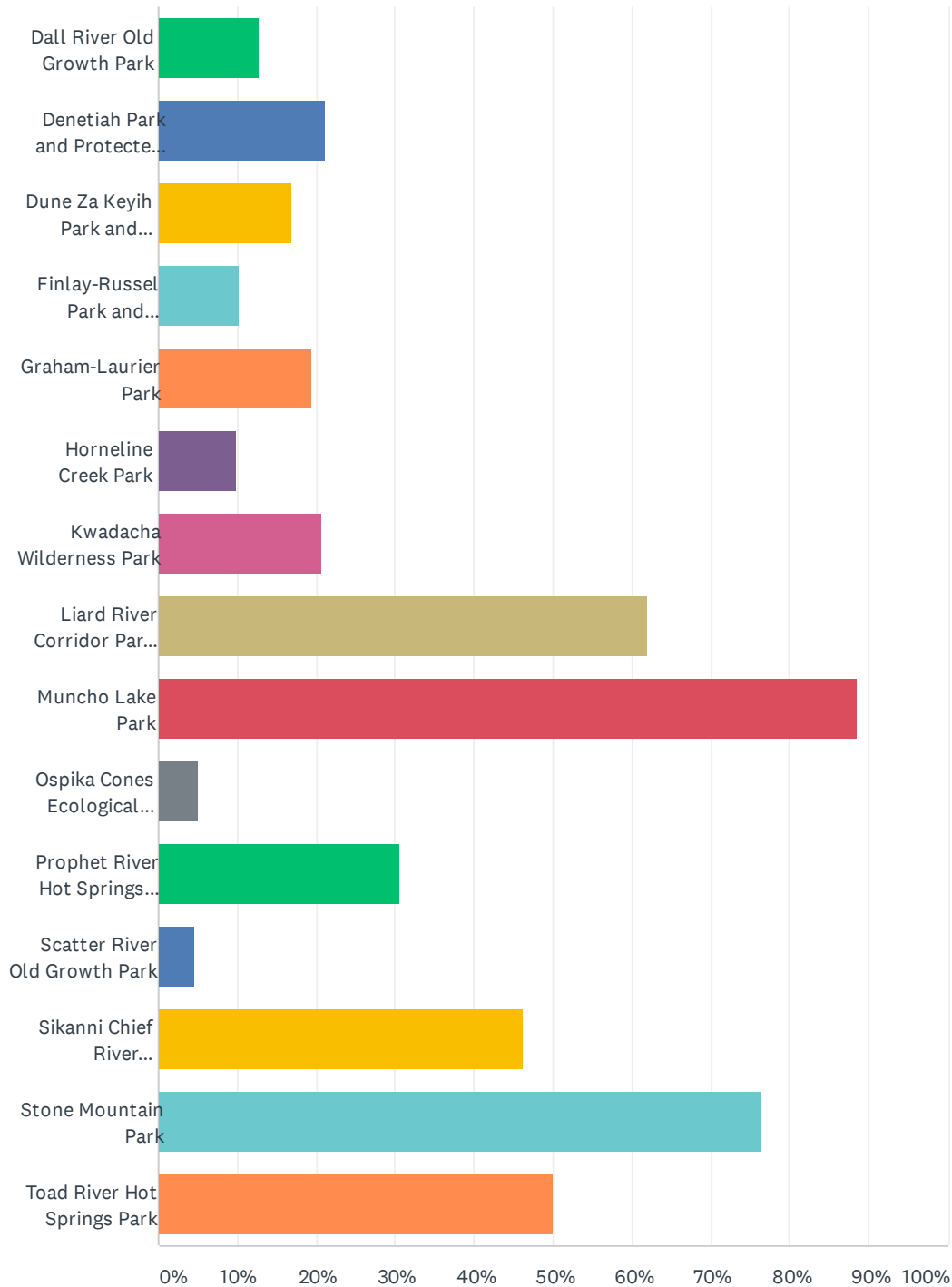


Q1 Have you ever visited one or more of the following provincial parks, protected areas or ecological reserves in the Muskwa-Kechika Management Area (M-KMA)? If so, please select which ones.

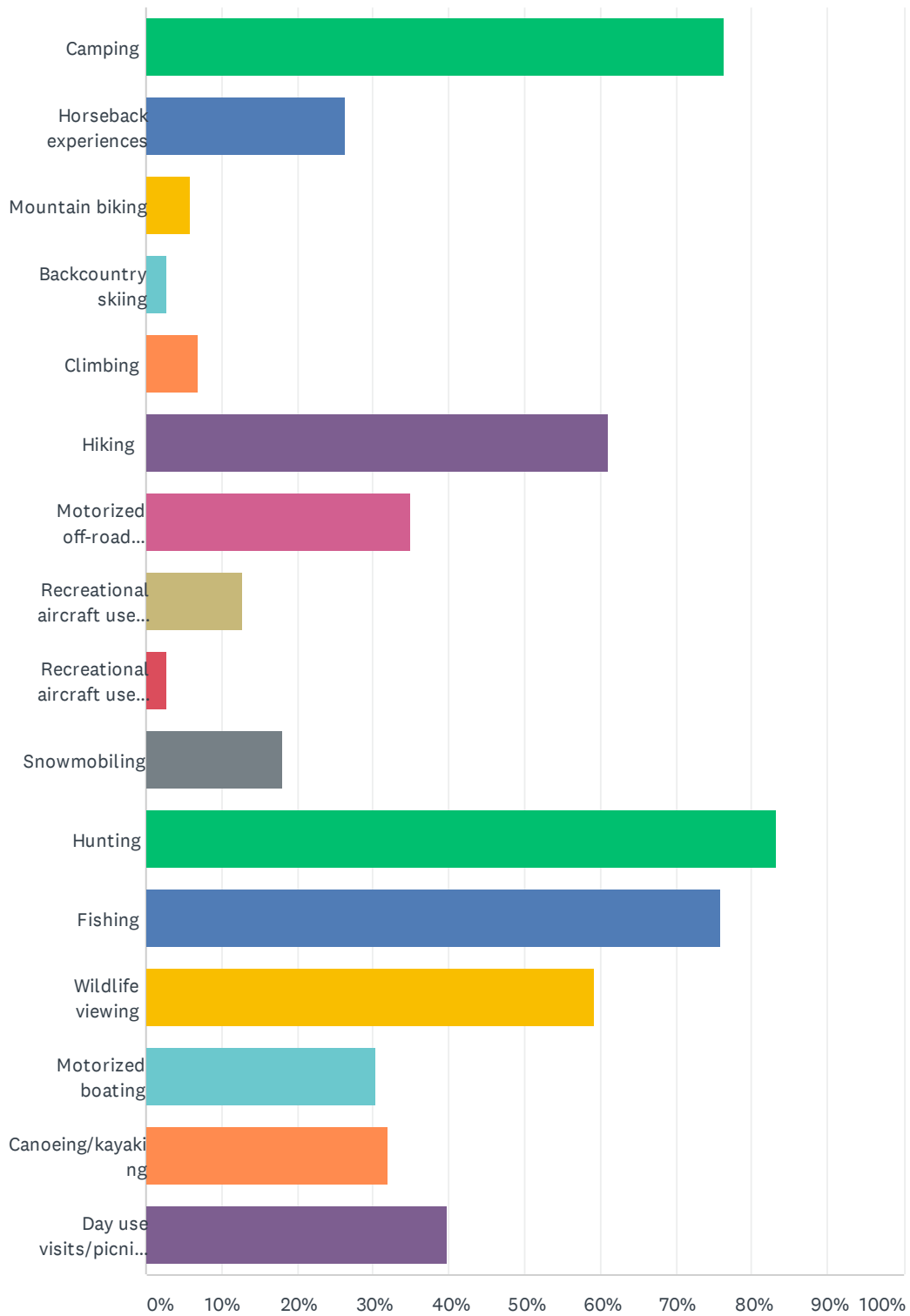
Answered: 236 Skipped: 22



ANSWER CHOICES	RESPONSES	
Dall River Old Growth Park	12.71%	30
Denetiah Park and Protected Area	21.19%	50
Dune Za Keyih Park and Protected Area	16.95%	40
Finlay-Russel Park and Protected Area	10.17%	24
Graham-Laurier Park	19.49%	46
Homeline Creek Park	9.75%	23
Kwadacha Wilderness Park	20.76%	49
Liard River Corridor Park, Protected Area, and Liard River West Corridor Park (not including Liard River Hot Springs Park)	61.86%	146
Muncho Lake Park	88.56%	209
Ospika Cones Ecological Reserve	5.08%	12
Prophet River Hot Springs Park	30.51%	72
Scatter River Old Growth Park	4.66%	11
Sikanni Chief River Ecological Reserve	46.19%	109
Stone Mountain Park	76.27%	180
Toad River Hot Springs Park	50.00%	118
Total Respondents: 236		

Q2 What type of activities do you like to do in the M-KMA Protected Areas or in the general land area? Choose all that apply.

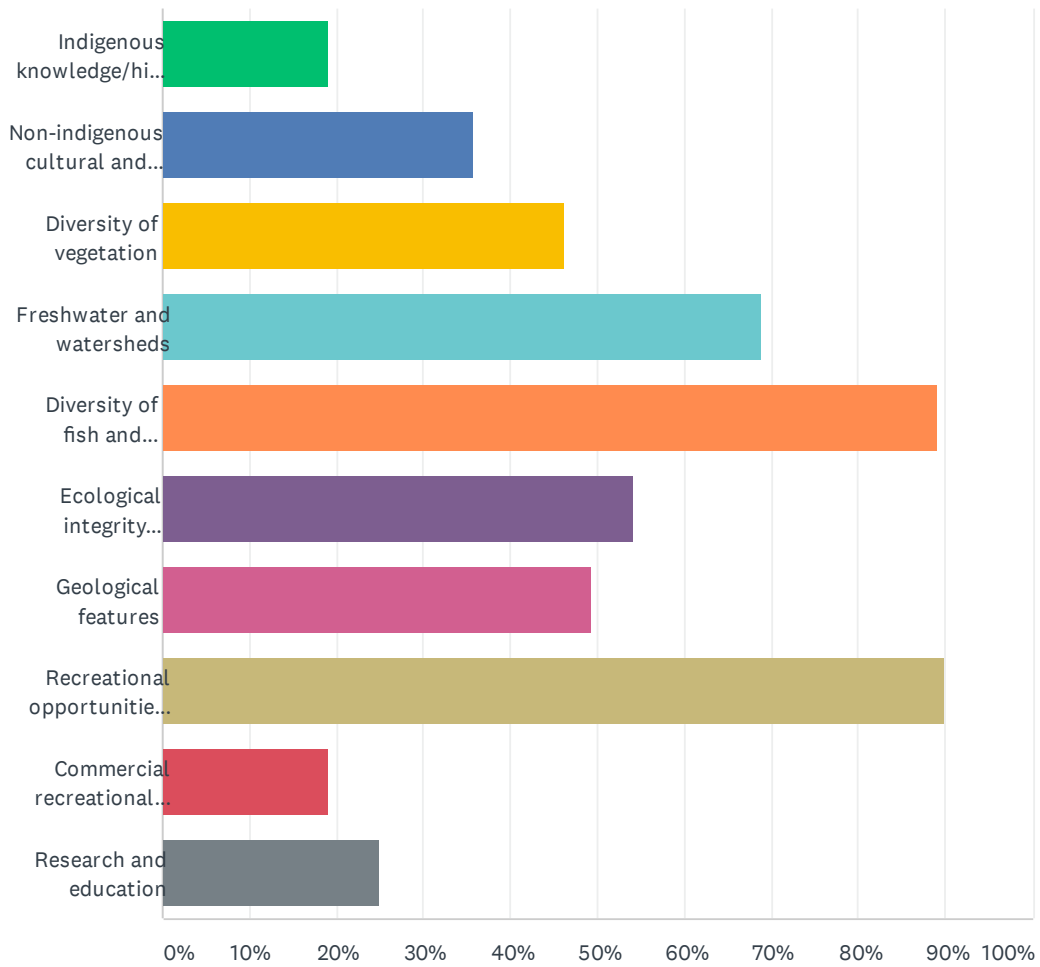
Answered: 257 Skipped: 1



ANSWER CHOICES	RESPONSES	
Camping	76.26%	196
Horseback experiences	26.46%	68
Mountain biking	5.84%	15
Backcountry skiing	2.72%	7
Climbing	7.00%	18
Hiking	61.09%	157
Motorized off-road vehicle use	35.02%	90
Recreational aircraft use (fixed wing)	12.84%	33
Recreational aircraft use (rotary)	2.72%	7
Snowmobiling	17.90%	46
Hunting	83.27%	214
Fishing	75.88%	195
Wildlife viewing	59.14%	152
Motorized boating	30.35%	78
Canoeing/kayaking	31.91%	82
Day use visits/picnicking	39.69%	102
Total Respondents: 257		

Q3 What do you consider to be the key values found in the M-KMA protected areas? Choose all that apply.

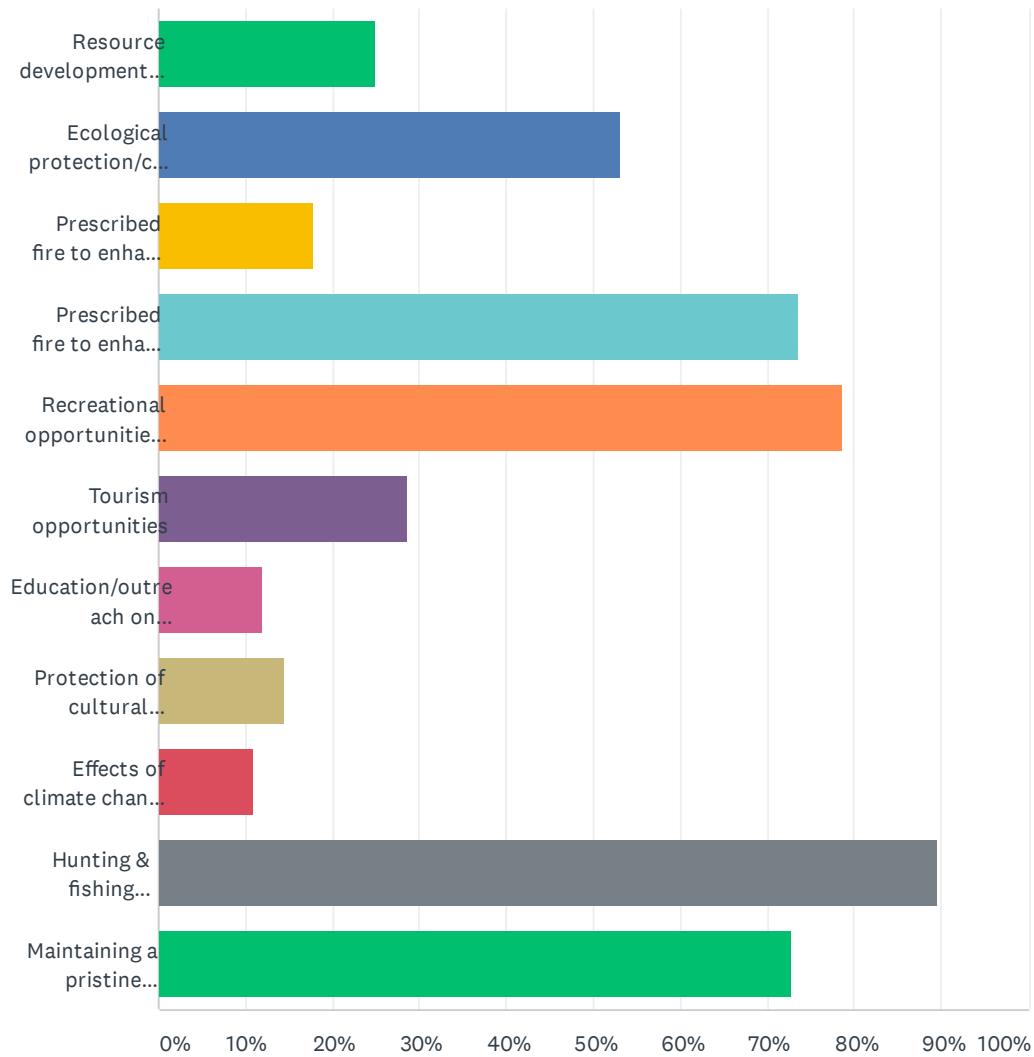
Answered: 257 Skipped: 1



ANSWER CHOICES	RESPONSES	
Indigenous knowledge/history and cultural features/values	19.07%	49
Non-indigenous cultural and historical features/values	35.80%	92
Diversity of vegetation	46.30%	119
Freshwater and watersheds	68.87%	177
Diversity of fish and wildlife	89.11%	229
Ecological integrity (Ecological integrity occurs when an area or network of areas supports natural ecosystem composition, structure and function, and a capacity for self-renewal)	54.09%	139
Geological features	49.42%	127
Recreational opportunities (non-commercial)	89.88%	231
Commercial recreational opportunities	19.07%	49
Research and education	24.90%	64
Total Respondents: 257		

Q4 What do you see as being key management considerations for the M-KMA Protected Areas? Choose all that apply.

Answered: 258 Skipped: 0



ANSWER CHOICES	RESPONSES	
Resource development surrounding the protected areas	24.81%	64
Ecological protection/conservation (species at risk, invasive species, wildlife management, water quality, etc.)	53.10%	137
Prescribed fire to enhance and maintain livestock forage	17.83%	46
Prescribed fire to enhance and maintain wildlife forage	73.64%	190
Recreational opportunities and access	78.68%	203
Tourism opportunities	28.68%	74
Education/outreach on Indigenous Peoples history and knowledge	12.02%	31
Protection of cultural features	14.34%	37
Effects of climate change on the protected areas	10.85%	28
Hunting & fishing opportunities	89.53%	231
Maintaining a pristine wilderness	72.87%	188
Total Respondents: 258		

Q5 Is there any additional information that you feel would assist this management planning process?

Answered: 90 Skipped: 168

Q6 If you would like to receive email updates about this management planning process, please provide us with your email address. The email will be confidential and not be used for any other purpose.

Answered: 95 Skipped: 163

ANSWER CHOICES	RESPONSES	
Name	0.00%	0
Company	0.00%	0
Address	0.00%	0
Address 2	0.00%	0
City/Town	0.00%	0
State/Province	0.00%	0
ZIP/Postal Code	0.00%	0
Country	0.00%	0
Email Address	100.00%	95
Phone Number	0.00%	0