

# Predator Reduction for Caribou Recovery Engagement Survey

---

## What We Heard

Final Report - December 2021



Prepared for:  
BC Ministry of Forests, Lands, Natural Resource Operations and Rural Development

Prepared by:  
R.A. Malatest & Associates Ltd.

## EXECUTIVE SUMMARY

The government of British Columbia identified predator reduction as a way to support the recovery of the Columbia North, Central Selkirks, Hart Ranges, Itcha-Ilgachuz, Graham, Tweedsmuir-Entiako, Pink Mountain, Chinchaga, Klinse-za, Kennedy Siding, Quintette, and Narraway caribou herds. To support a decision on a five-year predator reduction program, the Province led an engagement process to obtain feedback from those who reside in the Province.

Predator reduction has played an important role in caribou recovery in many areas of British Columbia. The management of predators is one of the most controversial issues in species-at-risk recovery. Recovery actions, like predator reduction, undergo engagement and consultation to inform statutory decision-makers and to better understand concerns or support put forward by the general public. Predator reduction consultation and engagement has three prongs: public engagement (as summarized in this report); consultation with potentially impacted tenure holders; and consultation with Indigenous Nations. Consultation reports are developed separately and are outside of the scope of this “What We Heard” report.

A total of 15,196 surveys were completed from Sept. 15 to Nov. 15, 2021.

**Overall, 59% of respondents were against predator reduction for caribou recovery and 37% support predator reduction.**

The majority (86%) of survey respondents reside in the province, of which 80% live in the southern and southwestern portions of B.C. Close to half (45%) of survey respondents indicated they were concerned citizens, followed by hunter/trappers (24%), and those associated with environmental/ecosystem protection (22%). Fewer than 10% of respondents indicated they were associated with other stakeholder groups. Only 15% of respondents identified as Indigenous and/or a visible minority and/or a new Canadian. Approximately half of survey respondents indicated that they had spent time in areas where predator reduction is being considered, with non-motorized recreation noted as the most frequent activity undertaken by respondents in these areas.

The overwhelming majority of respondents (98%) feel that caribou recovery is important, noting that protection of wildlife or biodiversity and that all species at risk should be recovered as the main reasons for why the recovery of caribou is important to them.

One in six respondents cited damage to caribou habitat from natural resource extraction as the main cause of caribou population decline. The top three caribou recovery actions being considered for implementation (as selected by respondents) were habitat protection (regulating land use), habitat restoration, and habitat management-beneficial management practices for recreation and industry.

Although the majority (90%) of survey respondents were aware of the reasons the Province of B.C. states for the needs to reduce predators to recover caribou, survey findings suggest that close to one in six respondents are opposed to predator reduction as a means to caribou recovery. The majority of those opposed reside in the southern and southwestern portions of B.C. along with those living outside of the province. Among stakeholder groups, those opposed to predator reduction were more likely to be concerned citizens, scientists, or those associated with environmental/ecosystem protection, the eco-tourism industry, and First Nations and/or Indigenous stakeholder groups.

with resource extraction. Not surprisingly, hunters/trappers and guide outfitters were more likely to say that black bears and grizzly bears should be included in predator reduction.

Among those who disagreed with predator reduction, the most frequently mentioned reason for why was because they felt there were better options to achieve same end. In addition, only a small proportion of respondents (16%) felt that herds should be added or removed from the predator reduction list, with one in six respondents indicating they they had no opinion or did not know.



## TABLE OF CONTENTS

<b>SECTION 1: BACKGROUND .....</b>	<b>1</b>
1.1 Purpose of Public Engagement .....	1
<b>SECTION 2: METHODOLOGY .....</b>	<b>2</b>
2.1 Approach .....	2
2.2 Analysis.....	2
2.3 Limitations .....	2
<b>SECTION 3: FINDINGS – PARTICIPANTS.....</b>	<b>4</b>
3.1 Overall Response .....	4
3.2 Respondent Profile.....	4
3.2.1 Area of Residence.....	4
3.2.2 Completions by Region.....	4
3.2.3 Completions by Stakeholder Group .....	6
3.2.4 Self Identity.....	6
3.2.5 Spending Time in Predator Reduction Areas.....	6
<b>SECTION 4: FINDINGS – OVERALL SUPPORT FOR PREDATOR REDUCTION FOR CARIBOU RECOVERY .....</b>	<b>9</b>
4.1 Overall Support.....	9
4.1.1 Support by Region of Residence.....	9
4.1.2 Support by Stakeholder Groups .....	10
<b>SECTION 5: FINDINGS – ATTITUDES TOWARDS PREDATOR REDUCTION FOR CARIBOU RECOVERY .....</b>	<b>11</b>
5.1 Caribou Recovery .....	11
5.1.1 Perceptions of Caribou Population Decline.....	11
5.1.2 Importance of Caribou Recovery in BC.....	12
5.2 Survey Results: Predator Control .....	15
5.2.1 Awareness of Reasons BC States for Need for Predator Reduction.....	15
5.2.2 Sources for Learning about Predator Reduction .....	15
5.2.3 Activities Undertaken in Predator Reduction Areas.....	17
5.2.4 Agreement with Necessity of Predator Reduction.....	17
5.2.5 Herds to be Added or Removed from Predator Reduction.....	20
5.2.6 Additional Comments.....	22
<b>SECTION 6: CONCLUSIONS AND NEXT STEPS .....</b>	<b>24</b>
 <b>APPENDIX A: SURVEY INSTRUMENT</b>	
 <b>APPENDIX B: DATA TABLES</b>	

## SECTION 1: BACKGROUND

---

A five-year aerial wolf reduction program has been identified to support the recovery of the Columbia North, Central Selkirks, Hart Ranges, Itcha-Ilgachuz, Graham, Tweedsmuir-Entiako, Pink Mountain, Chinchaga, Klinse-za, Kennedy Siding, Quintette, North Cariboo Mountains, and Narraway caribou herds. Removal of cougar (as needed) has been identified for the Central Selkirks, Columbia North, and Itcha-Ilgachuz herds.

Details regarding when a herd is recommended by B.C.'s Caribou Recovery Program Science team, and the decision process are found in the [Caribou Recovery Program Interim Aerial Wolf Reduction Procedure \(2021\)](#).

Information on predator reduction was included as a backgrounder document for respondents to read before completing the online survey. A copy of this information and the survey is included in **Appendix A**.

### **1.1 Purpose of Public Engagement**

Predator reduction has played an important role in caribou recovery in many areas of British Columbia. The management of predators is one of the most controversial issues in species at risk recovery. Recovery actions, like predator reduction, undergo engagement and consultation to inform statutory decision makers and to better understand concerns or support of the general public. Predator reduction consultation and engagement has three prongs: public engagement (as summarized in this report), consultation with potentially impacted tenure holders, and consultation with Indigenous Nations. Consultation reports are developed separately and are outside of the scope of this "What We Heard" report.

## SECTION 2: METHODOLOGY

---

### **2.1 Approach**

The survey was developed by the Ministry of Forests, Lands, Natural Resource Operations and Rural Development, and hosted by the B.C. Government on its public engagement platform at <https://engage.gov.bc.ca/caribou/>. Stakeholders, stakeholder groups, and citizens of B.C. were invited to complete the survey between September 15 and November 15, 2021.

The survey, on average, took 35 minutes to complete and asked four questions about caribou recovery (e.g., causes of population decline and importance of caribou recovery), and nine questions specific to predator control (e.g., awareness of reasons the province has for predator reduction, necessity for predator reduction, herds to be added or removed from predator reduction, whether they had spent time in caribou areas considered for predator reduction).

The survey also asked three demographic questions of respondents:

- Area of residence;
- Self identity with equity groups; and
- Self identity with interest groups.

A copy of the survey instrument is included in **Appendix A**.

### **2.2 Analysis**

Upon closure of the online survey, Malatest coded open-ended questions and prepared data files. A coding framework was developed to code survey responses of 'other' mentions and comments from the one open-ended question. The coding framework and data tabulation plans were approved by the BC Caribou Recovery Program team. Malatest then analyzed and prepared data tables by total and by sub-groups of interest as previously noted in the demographic questions asked of respondents.

Within the body of the report, reporting focuses on highlights and trends as well as significant differences among sub-groups. For full survey result breakdowns, please refer to **Appendix B**.

### **2.3 Limitations**

There are some limitations to the research that should be kept in mind while reading this report.

The format of the engagement (an online survey) requires respondents to be Internet users. While B.C. has high rates of access to the Internet among its population, as of 2016 approximately 8% of British Columbians were not Internet users, most likely in the remote and northern regions of the province.<sup>1</sup>

---

<sup>1</sup> Based on findings of the 2016 General Social Survey (Canadians at Work and Home) conducted by Statistics Canada. <https://www150.statcan.gc.ca/n1/pub/11-627-m/11-627-m2017032-eng.htm>



The voluntary nature of the survey, which required participants to be aware of the engagement and navigate to the website – rather than more passive approaches such as being reached by phone or email and asked to participate – may result in a self-selection bias where those who hold particularly strong views about the topic (whether for or against) are more likely to respond to the survey than those with neutral or no opinion. Due to the anonymous nature of the feedback, and the inability to conduct follow-up with those who chose not to participate, it is not possible to assess to what extent this may have impacted the survey results.

## SECTION 3: FINDINGS – PARTICIPANTS

### 3.1 Overall Response

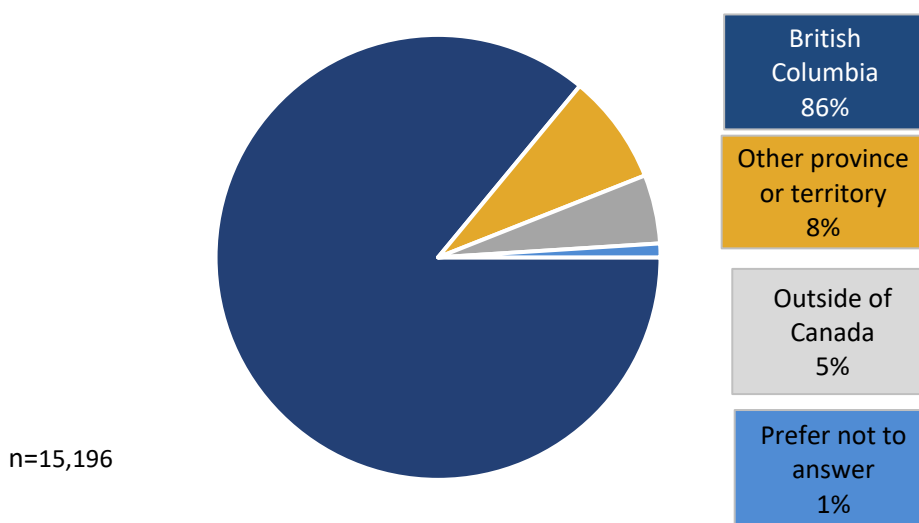
A total of 15,196 survey completions were obtained from September 15 to November 15, 2021.

### 3.2 Respondent Profile

#### 3.2.1 Area of Residence

The majority (86%) of survey respondents reside in the province. Among respondents indicating they lived in a province or territory other than B.C., 44% said they lived in Alberta and just over one-third (34%) lived in Ontario.

**Figure 3.1 Survey Completions by Residence**



Survey question: C1. Where do you live?

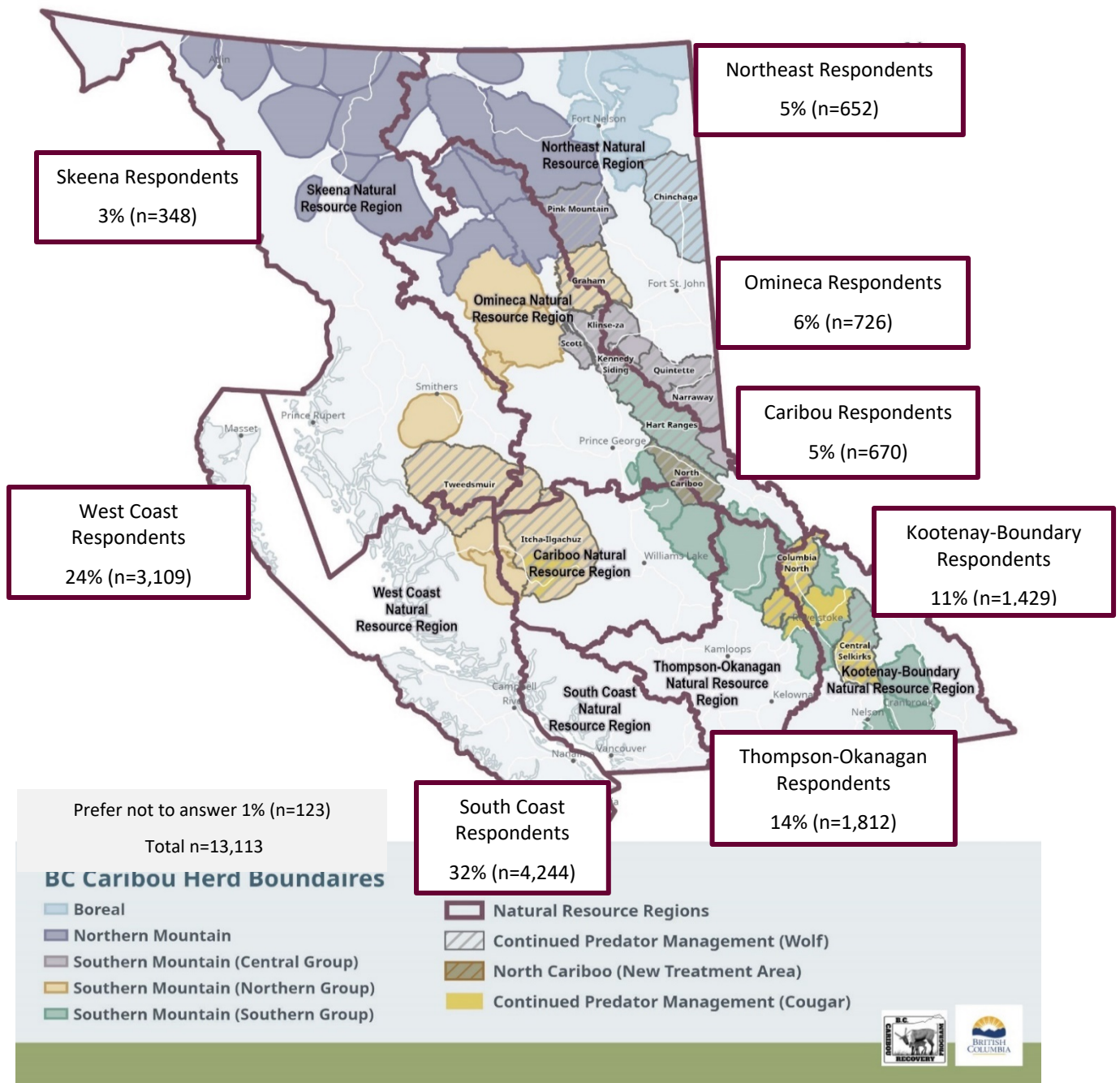
#### 3.2.2 Completions by Region

Respondents residing within the province were asked to identify the natural resource region in which they lived. The map below shows the location of natural resource regions along with the boundaries for the caribou herd ranges that have been prioritized for predator management. The majority of survey respondents live in the southern and south-western portions of the province with nearly one-third (32%) residing within the South Coast, 24% in the West Coast, 14% in Thompson-Okanagan, and a further 11% in the Kootenay-Boundary natural resource region (Figure 3.2).



Figure 3.2 Map Outlining B.C. Natural Resource Regions and Caribou Herd Ranges

# Caribou Herd Ranges Prioritized for Predator Management Program in B.C.



Survey question: C1a. In which natural resource region do you live in? Asked of those who live in B.C. Numbers might not add to 100% due to rounding.

### 3.2.3 Completions by Stakeholder Group

Respondents were asked to select which category best reflects their interest in caribou recovery initiatives. Close to half (45%) of survey respondents indicated they were concerned citizens, followed by hunters/trappers (24%), and those associated with environmental/ecosystem protection (22%). Fewer than 10% of respondents indicated they were associated with other stakeholder groups (Table 3.1).

**Table 3.1 Completions by Stakeholder Group**

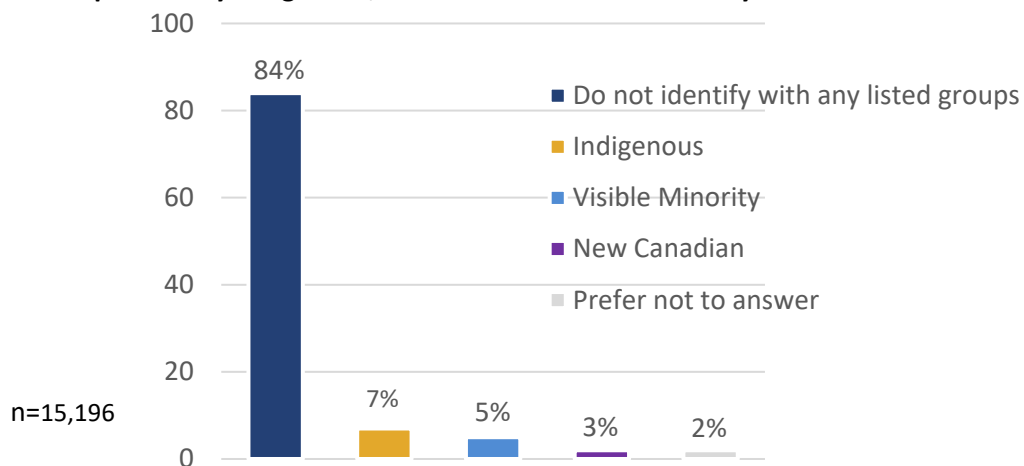
Stakeholder Group	Number	Proportion
Concerned citizen or business individual	6,854	45%
Hunter/Trapper	3,663	24%
Associated with environmental/ecosystem protection	3,322	22%
Associated with First Nations or Indigenous stakeholder group(s)	385	3%
Associated with resource extraction (forestry, mining, oil & gas)	248	2%
Associated with eco-tourism industry	221	1%
Guide outfitting	155	1%
Scientist	54	0%
Prefer not to answer	292	2%
<b>Total</b>	<b>15,196</b>	<b>100%</b>

Survey question: C3. How would you best describe the reason for your interest in caribou recovery initiatives in B.C.? (Select the one category that you feel best reflects your interest). Values at 0% indicate less than 1% of respondents selected this option. Numbers might not add to 100% due to rounding.

### 3.2.4 Self Identity

The majority (84%) of survey respondents did not identify as Indigenous, being a member of a visible minority or as a new Canadian (Figure 3.3).

**Figure 3.3 Completions by Indigenous, Members of a Visible Minority and New Canadians**

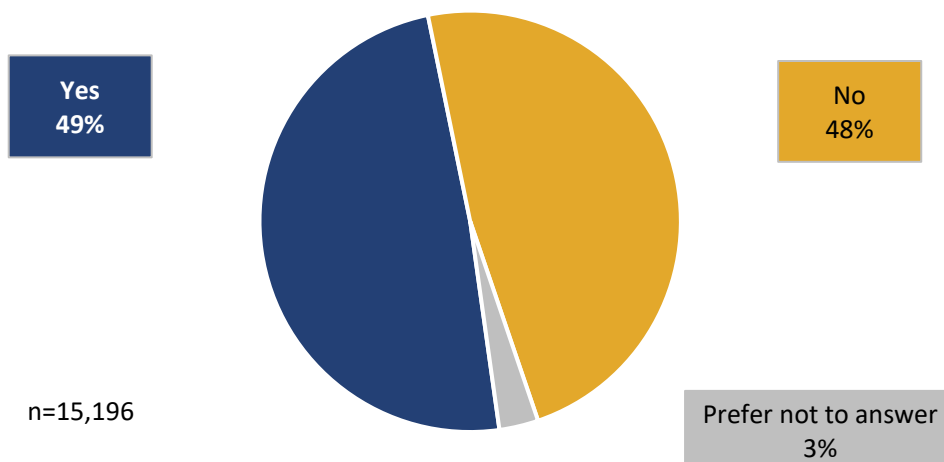


Survey question: C2. Do you self-identify with any one of several equity groups? Multiple responses permitted for identifying as Indigenous, visible minority or new Canadian.

### 3.2.5 Spending Time in Proposed Predator Reduction Areas

Approximately one-half of survey respondents (49%) indicated that they had spent time in areas where predator reduction is being considered (Figure 3.4).

**Figure 3.4 Percentage of Respondents who Spend Time in Proposed Predator Reduction Areas**



Survey question: B1. Do you spend time in areas where predator reduction for caribou recovery is being considered?

With respect to sub-groups, the majority of respondents who indicated having spent time in proposed predator reductions area include:

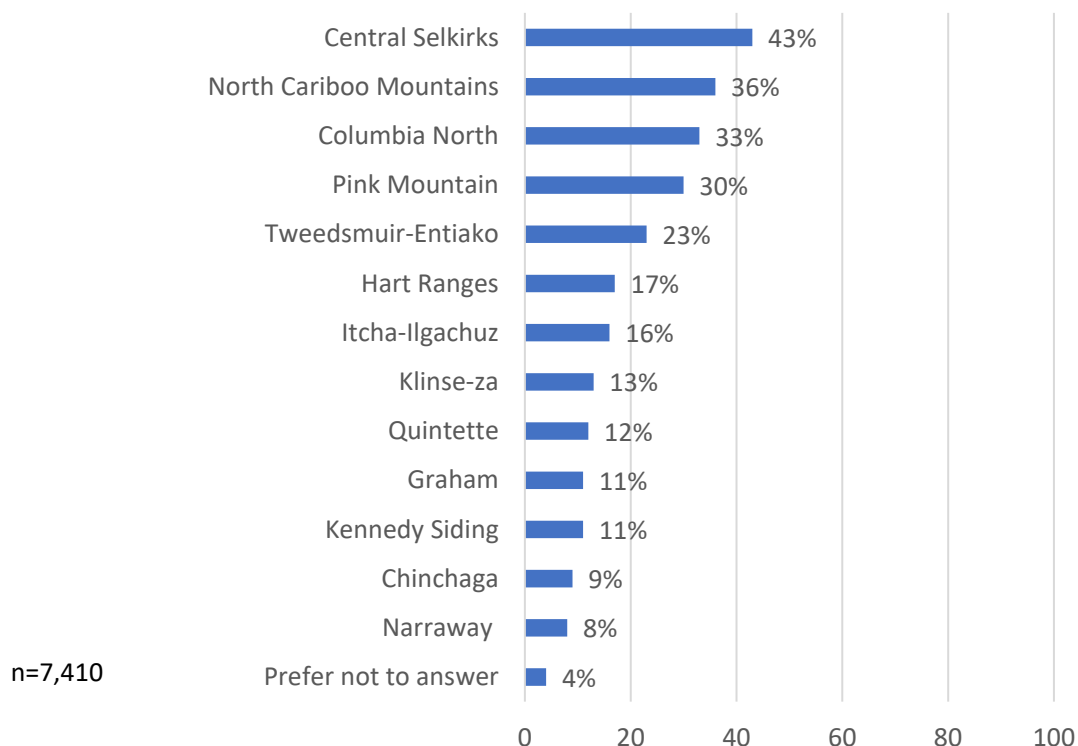
- Those residing in the Northeast, Skeena, Omineca, Cariboo, Kootenay-Boundary and Thompson-Okanagan (range of 58% to 89%) (Appendix B Table B10);
- Hunter/trappers, guide outfitters, scientists, those associated with eco-tourism industry, First Nations or Indigenous stakeholder group(s), and resource extraction (range of 59% to 83%) (Appendix B Table B11); and
- The majority (68%) of those who identify as Indigenous (Appendix B Table B12).

Whereas the majority of respondents who have not spent time in proposed predator reduction areas include:

- Those residing in the South Coast, West Coast and outside of the province (range of 62% to 67%) (Appendix B Table B10); and
- Concerned citizens and those associated with environmental/ecosystem protection 62% and 59%, respectively) (Appendix B Table B11).

The top predator reduction areas in which survey respondents have spent time are Central Selkirks (43%), North Cariboo Mountains (36%), Columbia North (33%), and Pink Mountain (30%) (Figure 3.5).

**Figure 3.5 Proposed Predator Reduction Areas in Which Respondents have Spent Time**



Survey question: B3. Which areas, where predator reduction is being considered, do you spend time? Asked of respondents indicating “yes” to question B1. Multiple responses permitted.

Not surprising, among those residing in B.C., the majority have spent time in areas proposed for predator reduction for caribou recovery located in or near the natural resource region in which they reside (Appendix B Table B16).

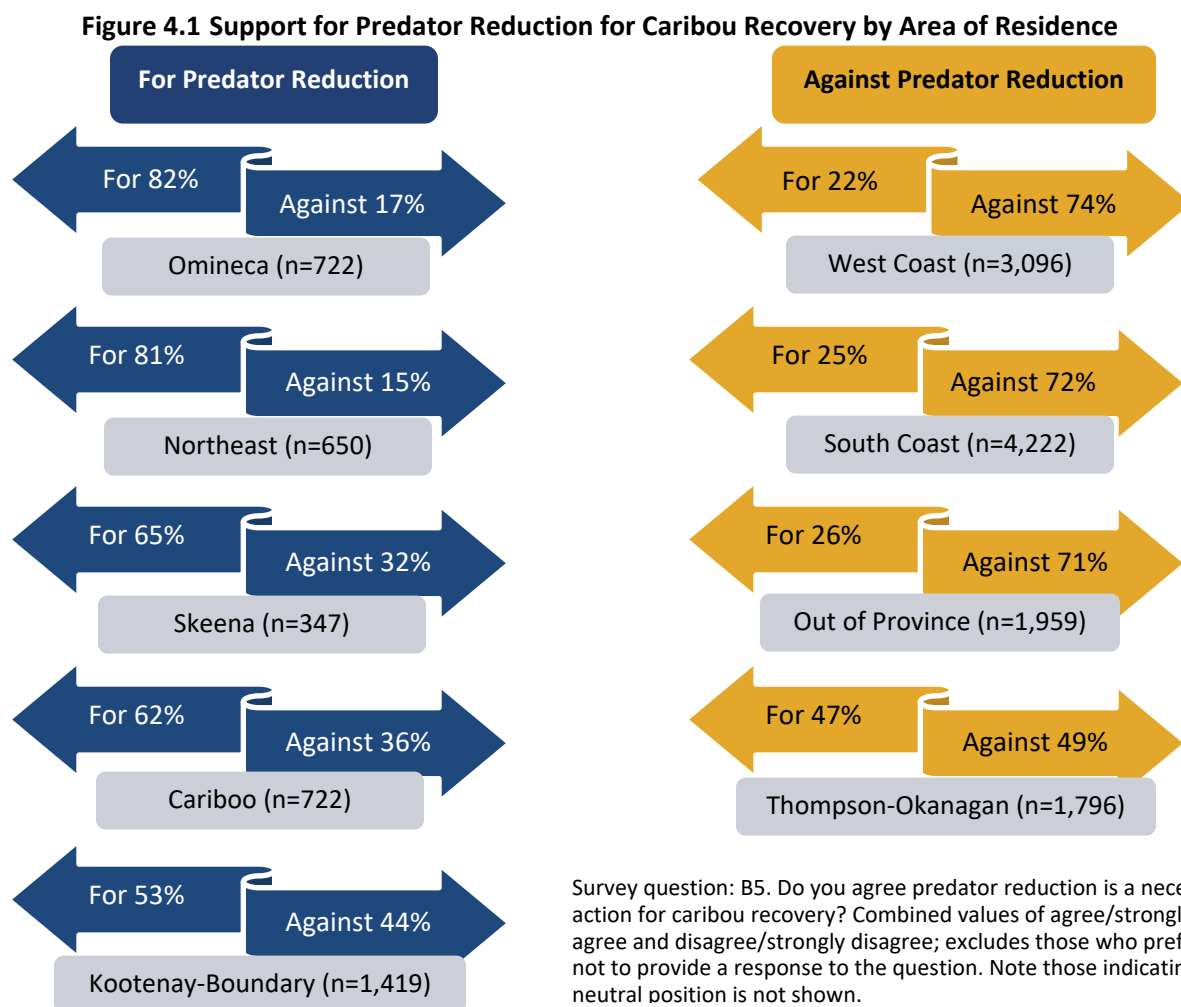
## SECTION 4: FINDINGS – OVERALL SUPPORT FOR PREDATOR REDUCTION FOR CARIBOU RECOVERY

### 4.1 Overall Support

Although the overwhelming majority of respondents (98%) feel that caribou recovery is important (range of slightly important to very important), the extent to which respondents felt that predator reduction is a necessary action for caribou recovery was more divided. Overall, 59% of respondents were against predator reduction for caribou recovery and 37% support predator reduction.

#### 4.1.1 Support by Region of Residence

As shown in Figure 4.1, the extent of support versus opposition to predator reduction varies depending on respondents' area of residence. Areas with the majority of support for predator reduction include Omineca, Northeast, Skeena, Cariboo and Kootenay-Boundary (range of 53% to 82% support). This compares to the majority within the West Coast, South Coast and those who live outside of the province that are against predator reduction for caribou recovery. Those residing in the Thompson-Okanagan region are split with 47% who support and 49% who are against predator reduction for caribou recovery.

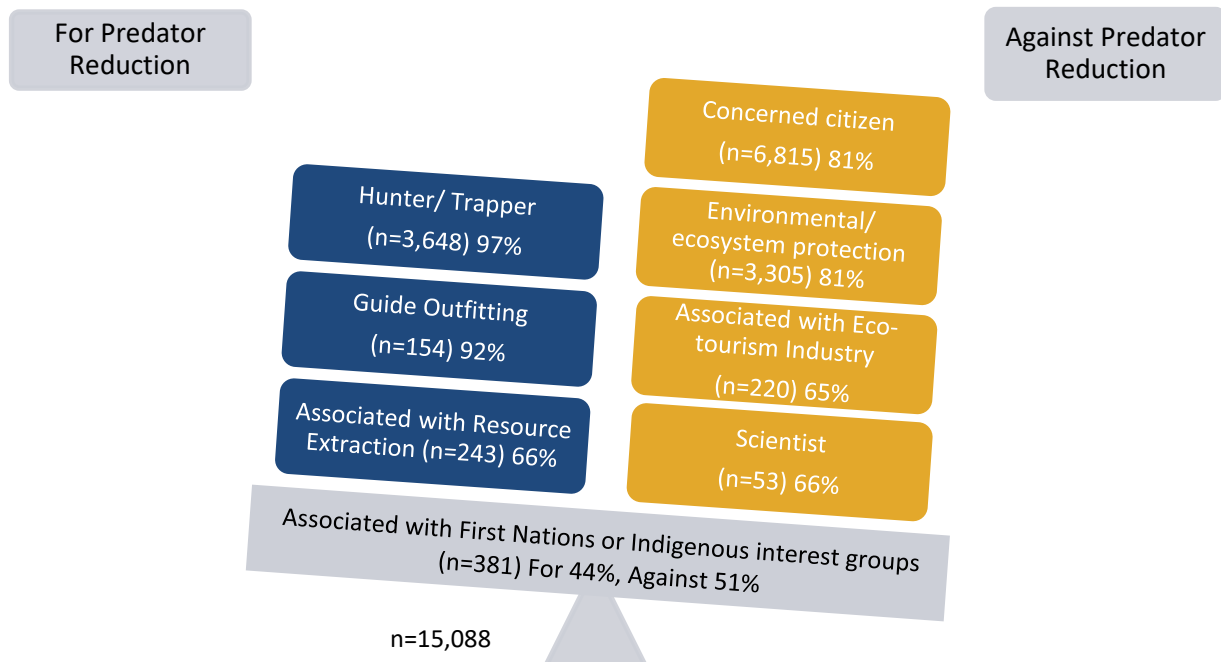




#### 4.1.2 Support by Stakeholder Groups

Among stakeholder groups, support for predator reduction for caribou recovery also varied with a greater proportion of hunters/trappers, those associated with resource extraction, and guide outfitting in favour of predator reduction (range of 66% to 97%) as compared to the proportion of concerned citizens, scientists, those associated with environmental/ ecosystem protection, and the eco-tourism industry who are against predator reduction (range of 65% to 81%) (Figure 4.2). A slightly greater proportion of those associated with First Nations and/or Indigenous stakeholder group support (44%) predator reduction for caribou recovery as compared to those within this group against predator reduction for caribou recovery (51%).

**Figure 4.2 Support for Predator reduction for caribou recovery by Stakeholder Group**



Survey question: B5. Do you agree predator reduction is a necessary action for caribou recovery? Combined values of those who agree/strongly agree and disagree/strongly disagree with statement; excludes those who preferred not to provide a response to the question. Note those indicating a neutral position not shown.

## SECTION 5: FINDINGS – ATTITUDES TOWARDS PREDATOR REDUCTION FOR CARIBOU RECOVERY

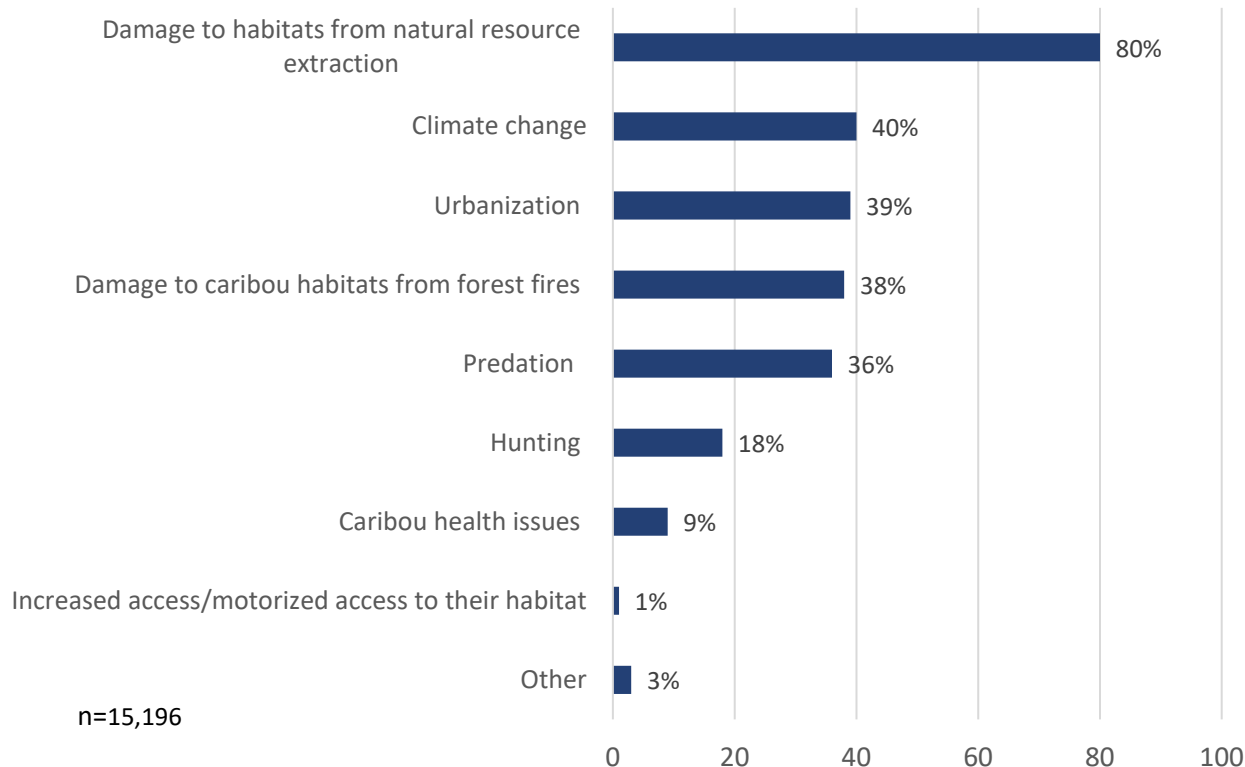
### 5.1 Caribou Recovery

Respondents were asked their perceptions about the cause of caribou population decline, the importance of caribou recovery and recovery actions considered important to implement.

#### 5.1.1 Perceptions of Caribou Population Decline

The top three main causes of caribou population decline as perceived by survey respondents were: damage to caribou habitat from natural resource extraction (80%), climate change (40%), and urbanization (39%), followed closely by damage to caribou habitat from forest fires (38%) (Figure 5.1).

**Figure 5.1 Perceptions of Caribou Population Decline**



Survey question: A1. Since the 1990s, B.C.'s caribou population has declined from 40,000 to approximately 15,000. What do you consider to be the three greatest causes of this population decline? Multiple responses permitted.

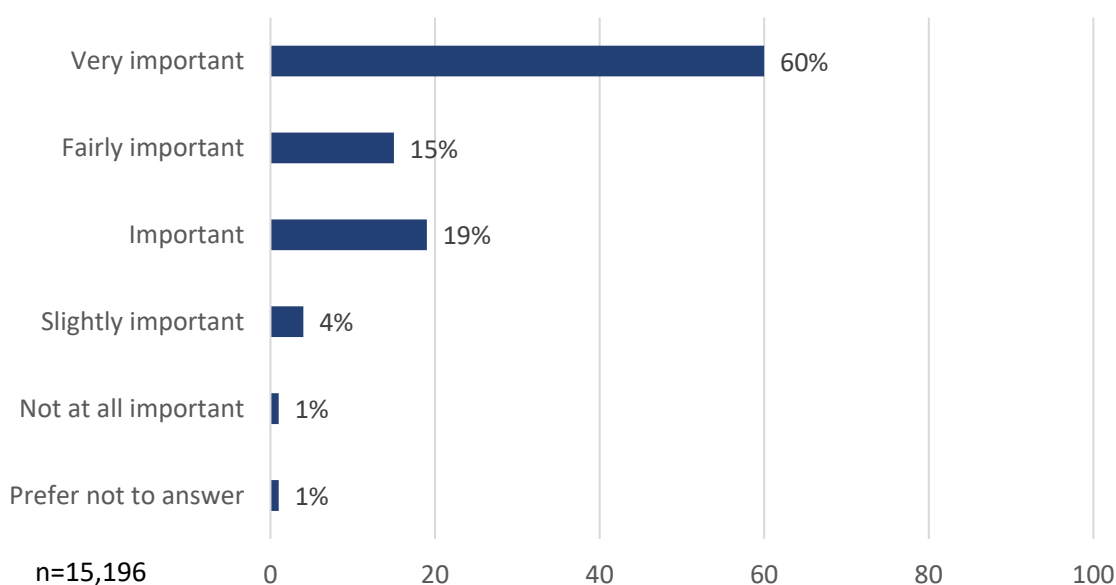
Respondents' perceptions of the top three causes of caribou population decline varied depending on their region of residence. The majority of respondents residing in the Northeast and Omineca regions list predation as the main cause of caribou decline, whereas respondents in all other regions of the province and those residing outside of the province felt that damage to caribou habitats from natural resource extraction activities is the main cause of caribou population decline (Appendix B Table B1).

With respect to stakeholder groups, the majority of hunters/trappers and those associated with resource extraction list predation as the main cause of caribou population decline, whereas respondents associated with all other stakeholder groups feel that damage to caribou habitats from natural resource extraction activities is the main cause of caribou population decline (Appendix B Table B2).

### 5.1.2 Importance of Caribou Recovery in B.C.

The majority (60%) of survey respondents consider the recovery of caribou in B.C. to be very important (Figure 5.2). However, when considering all degrees of importance (slightly through to very important), the overwhelming majority of respondents (98%) feel that caribou recovery is important.

**Figure 5.2 Importance of Caribou Decline**



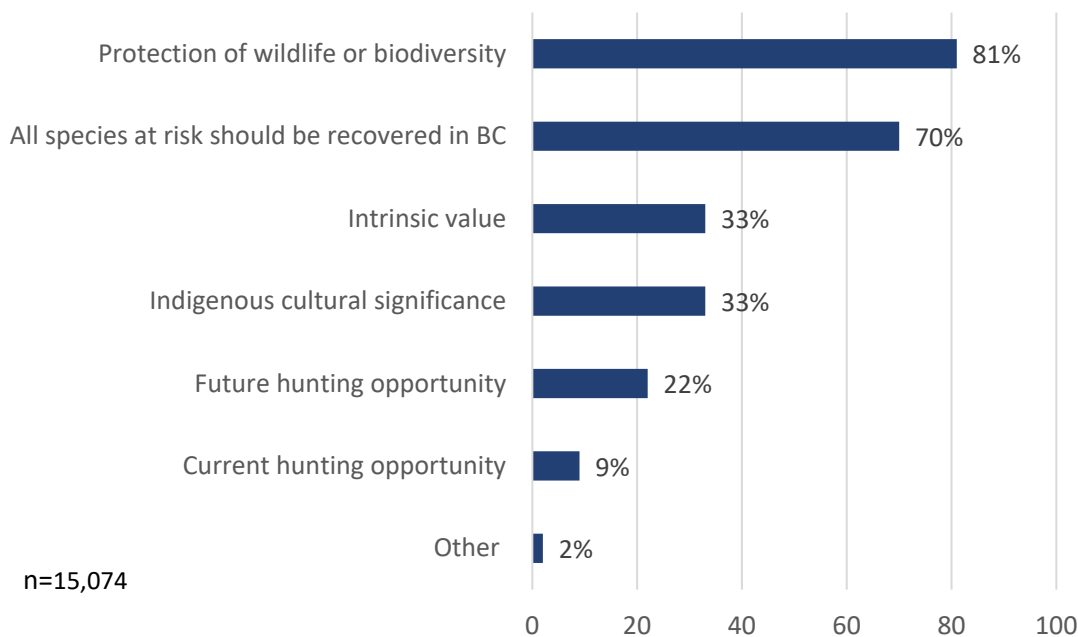
Survey question: A2. How important is the recovery of caribou in B.C. to you?

Across areas of residence, the majority of respondents felt that caribou recovery was very important with the exception of those residing in the Northeast (range of 52% to 65% vs. 38% respectively) (Appendix B, Table B4). Among stakeholder groups, the majority of respondents felt that caribou recovery was very important with the exception of those associated with resource extraction (range of 51% to 77% vs. 42% respectively) (Appendix B, Table B5).

### Reasons Why Caribou Recovery is Important

Among respondents indicating that caribou recovery is important, the most frequently mentioned responses for why was for the protection of wildlife or biodiversity (81%), that all species at risk should be recovered (70%), intrinsic value (33%), and Indigenous cultural significance (33%) (Figure 5.3).

**Figure 5.3 Reasons for the Importance of Caribou Recovery**



Survey question: A3. Why is caribou recovery important to you? Asked of those indicating any value of importance in question A2. Multiple responses permitted.

Similar to findings by total sample, the majority of respondents regardless of area of residence or stakeholder group indicated the top reasons for the importance of caribou recovery were the protection of wildlife or biodiversity and that all species at risk should be recovered (Appendix B Tables B8b and B9b).

#### Reasons Why Caribou Recovery is Not at All Important

Among the few respondents (less than 1% of total sample) who felt that caribou recovery was not important, the most frequently mentioned response for why the recovery of caribou is not at all important, was that caribou recovery is unlikely (Table 5.1).

**Table 5.1 Reasons Caribou Recovery is Not at All Important**

Reason	Number of Responses	% of Total Sample
Recovery is unlikely	74	0.49%
Impacts to other wildlife	65	0.43%
Cost associated with caribou recovery	49	0.32%
Impact to local industry	33	0.22%
Other	14	0.09%
<b>Total Number Responding</b>	<b>117</b>	<b>0.80%</b>

Survey question: A2b. Because you selected "Not at all important" in the previous question, why is caribou recovery not important to you? Multiple responses permitted.

### Caribou Recovery Actions Considered Important to Implement

When asked to rank the importance of caribou recovery actions being considered for implementation, habitat protection (regulating land use) was ranked as one of the top three most important caribou recovery actions by 64% of respondents (Table 5.2). Habitat restoration was selected by 62% of respondents and 48% of respondents choose habitat management-beneficial management practices for recreation and industry as one of the top three most important caribou recovery actions.

While 22% of respondents ranked predator reduction as the most important caribou recovery action, only 5% ranked this action as second most important and 3% as the third most important action to implement. Although other caribou recovery actions such as management of motorized winter recreation, maternal penning, conservation breeding, and translocation of herds to other areas were ranked as important by fewer respondents, actions such as supplemental feeding and primary prey reduction were not ranked as important by any respondents (Table 5.2).

**Table 5.2 Rankings of Proposed Caribou Recovery Actions**

Action (n=1,348)	Ranked 1st	Ranked 2nd	Ranked 3rd	Ranked 4th	Ranked 5 <sup>th</sup>
Habitat protection (regulating land use)	37%	18%	9%	5%	3%
Predator reduction	22%	5%	3%	2%	2%
Habitat restoration	14%	33%	15%	9%	4%
Habitat management-beneficial management practices for recreation and industry	13%	15%	20%	11%	4%
Management of motorized winter recreation (e.g., snowmobile and cat/heli-skiing)	4%	11%	17%	17%	8%
Maternal penning	1%	3%	5%	9%	9%
Conservation breeding	1%	4%	9%	11%	13%
Translocation of caribou from one herd area to another	0%	2%	4%	6%	9%
Primary prey reduction (elk, deer, moose)	--	--	--	--	--
Supplemental feeding	--	--	--	--	--
Prefer not to answer	7%	9%	25%	32%	47%

Survey question: B7. What other caribou recovery actions do you feel are important to implement? Ranked in order of importance. Values at 0% indicate less than 1% of respondents selected this option. – Option not selected.

Among sub-groups, those ranking habitat protection (regulating land use) as the most important caribou recovery action to implement included:

- Those residing in Kootenay-Boundary, Thompson-Okanagan, West Coast, South Coast and outside of the province (Appendix B Table B40);
- Those associated with eco-tourism industry, First Nations or Indigenous stakeholder group(s), environmental/ecosystem protection, scientists and concerned citizen (Appendix B Table B41); and
- Those who identify as a visible minority and/or new Canadian, and those who do not identify with any specific group (Appendix B Table B42).



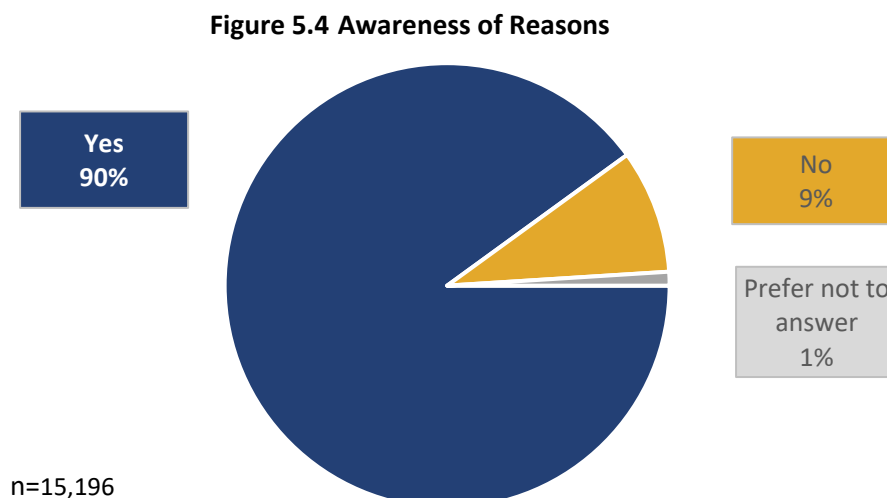
Sub-groups ranking predator reduction as the most important caribou recovery action to implement included:

- Those residing in Northeast, Skeena, Omineca, and Cariboo (Appendix B Table B40);
- Those associated with guide outfitting, resource extraction, and hunters/ trappers (Appendix B Table B41); and
- Those who identify as Indigenous (Appendix B Table B42).

## **5.2 Survey Results: Predator Control**

### **5.2.1 Awareness of Reasons for Predator Reduction by the Province of B.C.**

The majority (90%) of survey respondents were aware of the reasons the Province of B.C. states for the need to reduce predators to recover caribou (Figure 5.4).



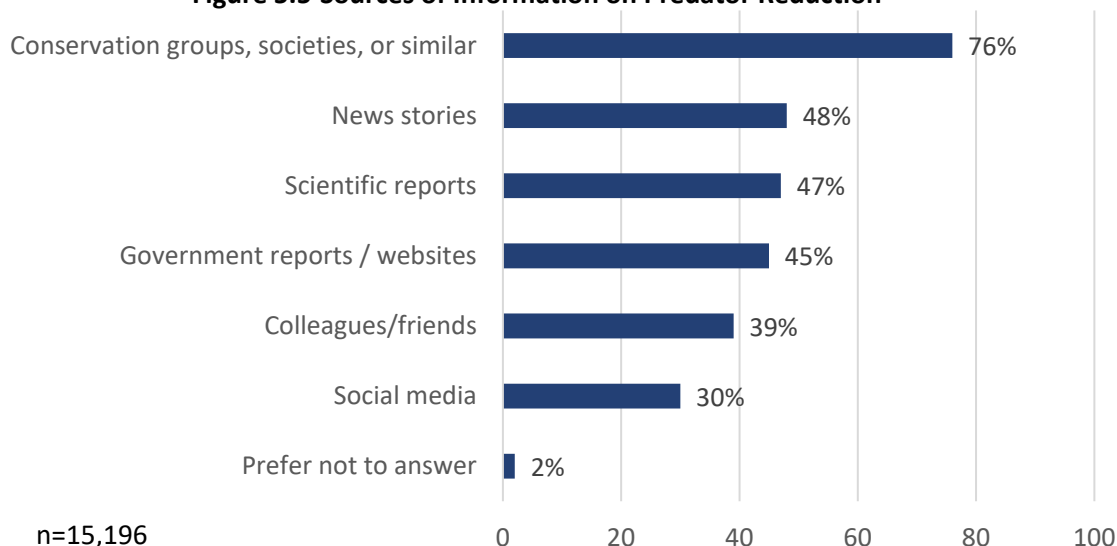
Survey question: B4. Are you aware of the reasons the Province of B.C. states for the needs to reduce predator to recover caribou?

The majority of respondents across all sub-groups of analysis (region, stakeholder group, identity) were aware of the reasons the Province of B.C. states for the needs to reduce predators to recover caribou (range of 88% to 95%) (Appendix B Tables B19, B20, B21).

### **5.2.2 Sources for Learning about Predator Reduction**

The majority (76%) of survey respondents indicated they had heard about predator reduction for caribou recovery from conservation groups, societies, or similar groups. Nearly half of survey respondents indicated other sources for learning about predator reduction were news stories (48%), scientific reports (47%), and government reports or websites (45%) (Figure 5.5).

**Figure 5.5 Sources of Information on Predator Reduction**



Survey question: B8. From what sources (if any) have you learned about predator reduction for caribou recovery?  
Multiple responses permitted.

While the majority of respondents across all sub-groups of analysis (region, stakeholder group, identity) had heard about predator reduction for caribou recovery from conservation groups, societies, or similar groups (range of 69% to 81%), distinctions can be made within sub-groups about other preferred sources of information.

Sub-groups more likely to also indicate colleagues and friends as sources of information include:

- Those residing in Northeast, Skeena, Omineca, and Kootenay-Boundary (range of 51% to 61%) (Appendix B Table B43); and
- Those associated with guide outfitting, resource extraction, and hunters and trappers (range of 56% to 61%) (Appendix B Table B44).

Sub-groups more likely to also indicate scientific reports and government reports / websites as sources of information include:

- Those residing in Northeast, Skeena, Omineca, Cariboo, and Kootenay-Boundary (range of 51% to 57% for scientific reports) (range of 50% to 55% for government reports/websites) (Appendix B Table B43);
- Those associated with eco-tourism industry, First Nations or Indigenous stakeholder group(s), resource extraction, and scientists (range of 53% to 96% for scientific reports) (range of 52% to 72% for government reports/websites) (Appendix B Table B44); and
- Those who identify as Indigenous (54% for scientific reports) (52% for government reports/websites) (Appendix B Table B45).

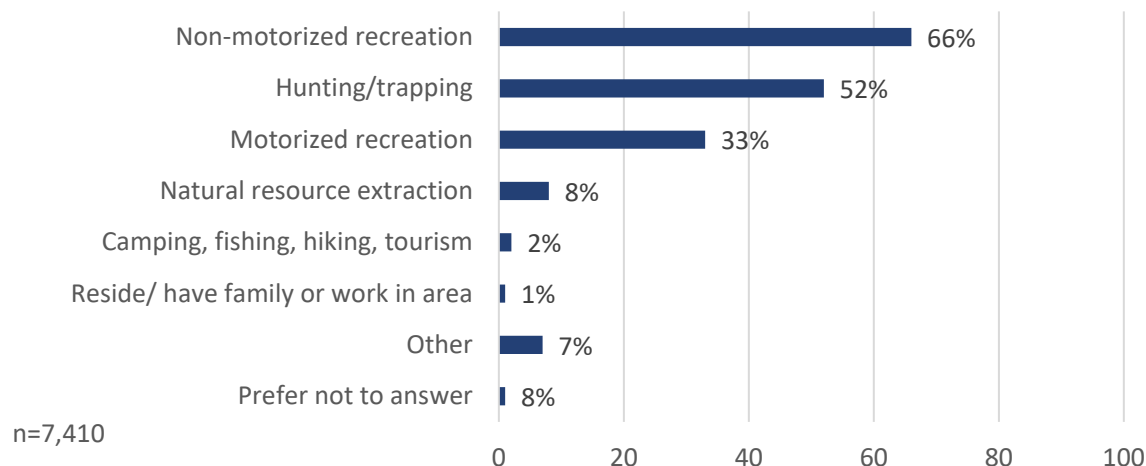
Sub-groups more likely to also indicate news stories as sources of information include:

- Those residing in West Coast and South Coast (52% and 54%, respectively) (Appendix B Table B43); and
- Those associated with environmental/ecosystem protection and concerned citizen (50% and 56%, respectively) (Appendix B Table B44).

### 5.2.3 Activities Undertaken in Proposed Predator Reduction Areas

Among respondents who had indicated spending time in proposed predator reduction for caribou recovery areas, the most frequently mentioned activities undertaken by these respondents included non-motorized recreation, hunting and trapping, and motorized recreation (Figure 5.6).

**Figure 5.6 Activities of Only Respondents Who Spent Time in proposed areas for Predator Reduction**



Survey question: B2. Please tell us about the activities you undertake in these areas. Asked of respondents indicating “yes” to question B1. Multiple responses permitted.

While the majority of respondents across all sub-groups of analysis (region, stakeholder group, identity) had indicated they undertook non-motorized recreation activities in proposed predator reduction areas (range of 50% to 82%), distinctions can be made within sub-groups about other activities (Appendix B Tables B13, B14, B15).

Sub-groups more likely to also indicate hunting and trapping as activities they undertook in proposed predator reduction areas include:

- Those residing in Northeast, Skeena, Omineca, Cariboo, and Thompson-Okanagan (range of 57% to 80% for scientific reports) (Appendix B Table B13); and
- Those associated with guide outfitting, hunters/ trappers, and resource extraction (range of 56% to 96%) (Appendix B Table B14).

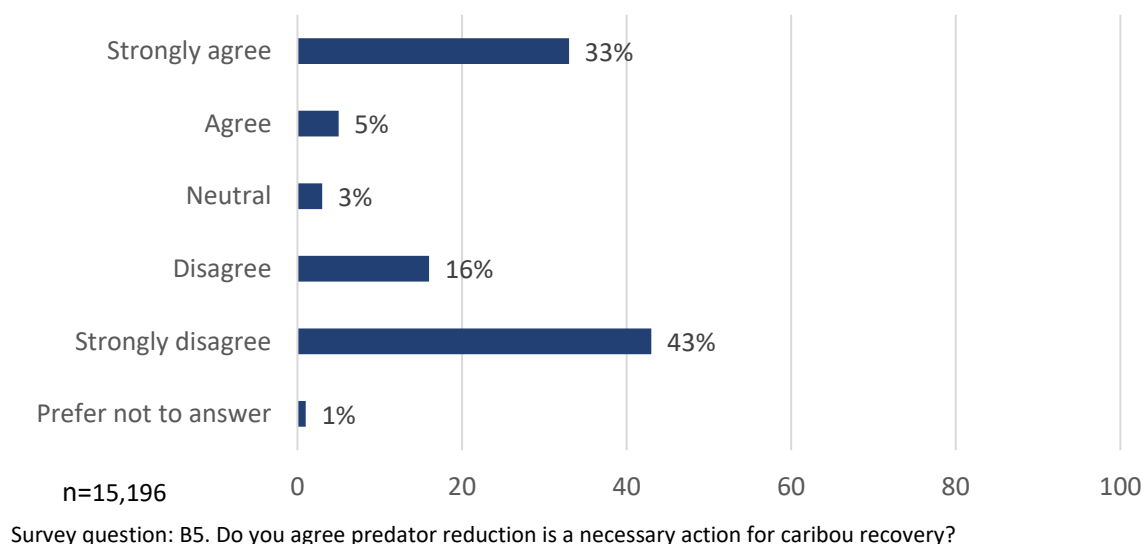
Sub-groups more likely to also indicate motorized recreation as activities they undertook in proposed predator reduction areas include:

- Those residing in the Northeast and Omineca (64% and 50%, respectively) (Appendix B Table B13); and
- Those associated with resource extraction (53%) (Appendix B Table B14).

### 5.2.4 Agreement with Necessity of Predator Reduction

The proportion of respondents who are for or against predator reduction has been previously noted in Section 4. As shown in Figure 5.7, the majority of respondents were on the extreme ends of the agreement scale with 43% indicating they strongly disagreed and 33% saying they strongly agreed that predator reduction is a necessary action for caribou recovery.

**Figure 5.7 Agreement on the Necessity of Predator**



Results by region of residence show that the majority of those who reside in the Northeast, Skeena, Omineca, and Cariboo strongly agreed that predator reduction is a necessary action for caribou recovery (range of 57% to 75%) (Appendix B Table B22). Whereas the majority of those who strongly disagreed reside in the South Coast, West Coast, and outside of the province (range of 51% to 56%). Respondents residing in the Kootenay-Boundary and Thompson-Okanagan regions are divided in their support for or against the necessity of predator reduction for caribou recovery with slightly more who strongly agreed as compared to those who strongly disagreed with the statement (46% and 41% vs. 29% and 34%, respectively).

When considering results by stakeholder groups, the majority of those who are hunters/trappers, guide outfitters or associated with resource extraction strongly agreed that predator reduction is a necessary action for caribou recovery (range of 57% to 89%) (Appendix B Table B24). Whereas the majority of those who strongly disagreed are concerned citizens and those associated with environmental/ecosystem protection (59% and 60%, respectively). Among those associated with First Nations or Indigenous stakeholder groups and the eco-tourism industry, slightly more strongly disagreed with the necessity of predator reduction (40% and 44% respectively) compared with those who strongly agreed with the statement (39% and 24%, respectively).

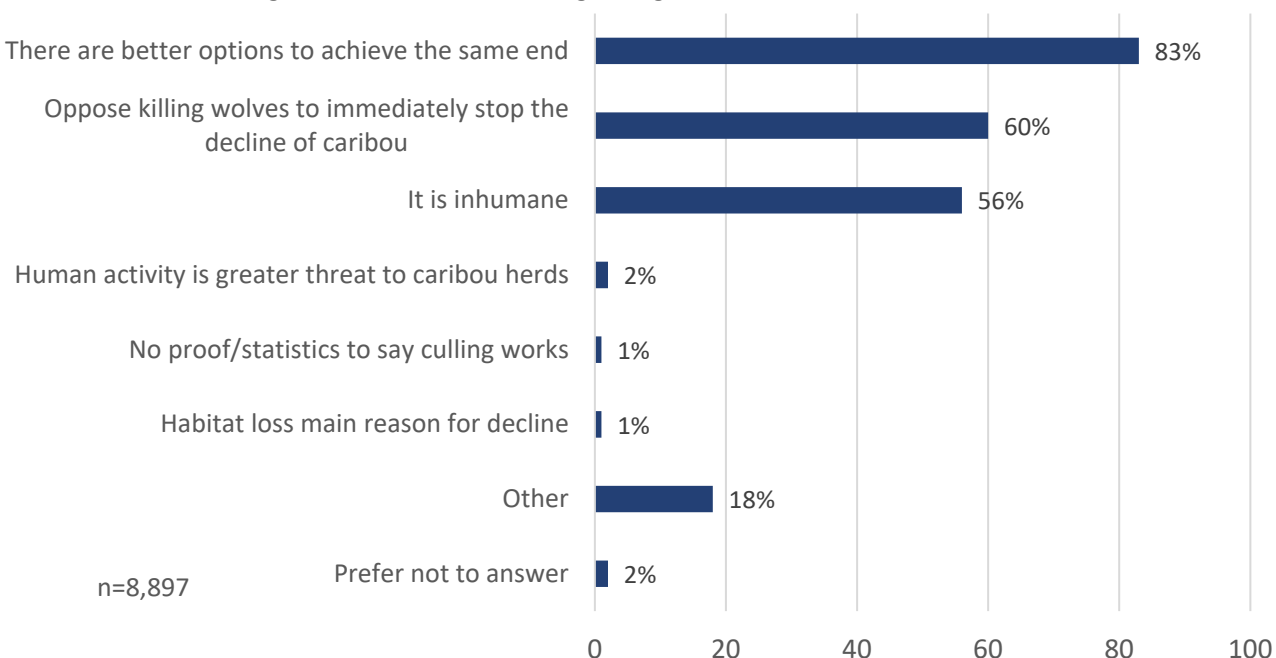
Approximately half (49%) of those who identify as Indigenous strongly agreed that predator reduction is a necessary action for caribou recovery (compared with 34% who strongly disagreed) (Appendix B Table B26). Whereas 48% of those who identify as a visible minority or new Canadian strongly disagreed, as do the 43% of those who do not identify with any of the aforementioned groups (29% and 32%, respectively who strongly agreed).

### Reasons for Disagreement with Predator Reduction

Among those who disagreed with predator reduction, the most frequently mentioned response for why respondents felt that predator reduction was not a necessary action for caribou recovery was that there were better options to achieve same end (83% of those who disagreed with predator reduction).

Additionally, 60% who disagree with predator reduction indicated they were opposed to the killing of wolves as a means to immediately stop caribou decline and 56% felt that predator reduction was inhumane (Figure 5.8).

**Figure 5.8 Reasons for Disagreeing with Predator Reduction**



Survey question: B5b. If you disagree with predator reduction for caribou recovery, please tell us why? Multiple responses permitted.

Although the majority of respondents across all sub-groups of analysis (region, stakeholder group, identity) who disagreed with predator reduction felt there were better options to achieve the same end (range of 66% to 88%), distinctions can be made within sub-groups about other reasons (Appendix B Tables B28, B29, B30).

Among those who disagreed with predator reduction, sub-groups more likely to say they are opposed to killing wolves to immediately stop the decline of caribou herds include:

- Those residing in all B.C. regions (with the exception of those residing in Omineca) and those from out of the province (range of 50% to 63%) (Appendix B Table B28); and
- Those associated with guide outfitting, eco-tourism industry, First Nations or Indigenous stakeholder group(s), environmental/ecosystem protection, resource extraction, and concerned citizens (range of 50% to 65%) (Appendix B Table B29).

Among those who disagreed with predator reduction, sub-groups more likely to say it is inhumane include:

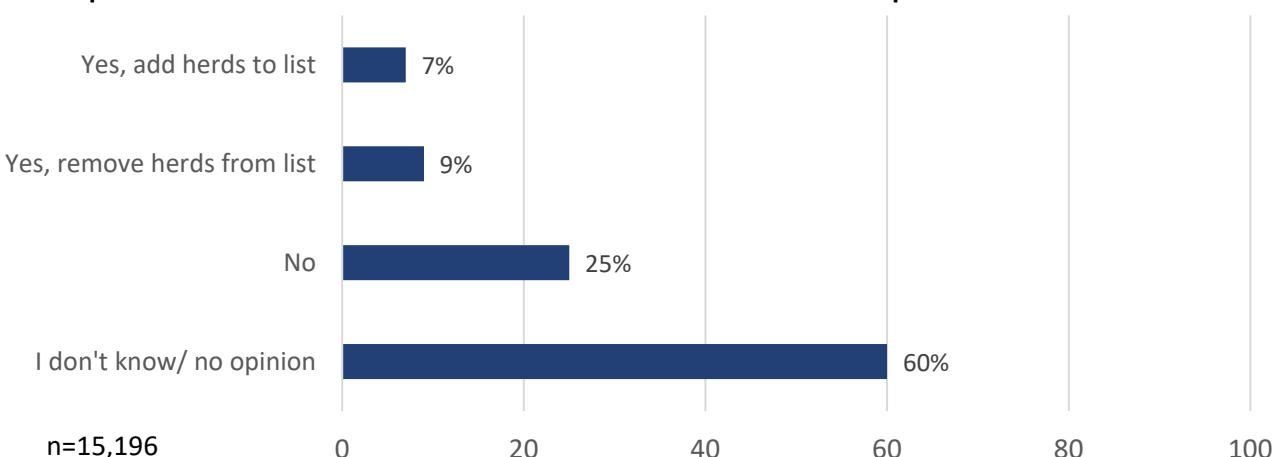
- Those residing in all regions and out of the province with the exception of those residing in the Northeast and Omineca (range of 51% to 60%) (Appendix B Table B28); and
- Those associated with First Nations or Indigenous stakeholder group(s), environmental/ecosystem protection, guide outfitters, and concerned citizens (range of 55% to 58%) (Appendix B Table B29).



### 5.2.5 Herds to be Added or Removed from Proposed Predator Reduction

When asked whether respondents felt that any caribou herds should be added to or removed from the list of those to be considered for predator reduction, the majority (60%) indicated that they had no opinion or did not know (Figure 5.9). Only a small proportion (9%) of respondents indicated that herds should be removed from the list and even fewer (7%) felt caribou herds should be added to the list.

**Figure 5.9 Opinions on Whether Herds Should be Added or Removed from Proposed Predator Reduction List**



Survey question: B6. Are there any herds that you feel should be added to or removed from predator reduction for caribou recovery? Multiple responses permitted.

Among respondents who indicated that herds should be added to the list, a greater proportion included:

- Those residing in the Northeast, Skeena, Omineca, Cariboo, and Kootenay-Boundary (Appendix B Table B31); and
- Those associated with guide outfitting, hunters and trappers, First Nations or Indigenous stakeholder group(s), and scientists (Appendix B Table B32).

Among respondents who indicated that herds should be removed from the list, a greater proportion included:

- Those residing in the Kootenay-Boundary and out of the province (Appendix B Table B31); and
- Those associated with the eco-tourism industry, environmental/ecosystem protection, and concerned citizens (Appendix B Table B32).

Among the 7% of respondents who indicated that caribou herds should be added to the proposed predator reduction list, the most frequently mentioned herds to be considered for addition were Muskwa, Spatsizi, Purcells South, and North Cariboo (Table 5.3). Of the 9% of respondents who supported the removal of caribou herds from proposed predator reduction lists, most frequently mentioned herds included Central Selkirks, Columbia North, and North Cariboo Mountains.

**Table 5.3 Respondent Ratings on which Herds should be Added and/or Removed from Proposed Predator Reduction Lists**

Herds To Be Added	Number	% of total sample	Herds To Be Removed	Number	% of total sample
Muskwa	503	3%	Central Selkirks	1,195	8%
Spatsizi	487	3%	Columbia North	1,191	8%
Purcells South	457	3%	North Cariboo Mountains	1,173	8%

Herds To Be Added	Number	% of total sample	Herds To Be Removed	Number	% of total sample
North Cariboo	453	3%	Hart Ranges	1,160	8%
Wells Gray North	447	3%	Tweedsmuir-Entiako	1,149	8%
Purcells Central	446	3%	Pink Mountain	1,138	8%
Wells Gray South	442	3%	Itcha-Ilgachuz	1,136	8%
Central Rockies	436	3%	Quintette	1,131	8%
Atlin	431	3%	Klinse-za	1,130	7%
South Selkirks	420	3%	Chinchaga	1,129	7%
Columbia South	411	3%	Narraway	1,125	7%
Barkerville	407	3%	Graham	1,124	7%
Telkwa	404	3%	Kennedy Siding	1,120	7%
Wolverine	403	3%	Prefer not to answer	62	0%
Tweedsmuir	397	3%			
Liard Plateau	394	3%			
Finlay	390	3%			
Edziza	389	3%			
Gataga	387	3%			
Takla	368	2%			
Monashee	367	2%			
Westside Fort Nelson	366	2%			
Frog	363	2%			
Chase	352	2%			
Horseranch	348	2%			
Burnt Pine	346	2%			
Level-Kawdy	344	2%			
Little Rancheria	340	2%			
Swan Lake	335	2%			
Thutade	332	2%			
Rabbit	327	2%			
Rainbows	327	2%			
Narrow Lake	323	2%			
Carcross	322	2%			
George Mtn	314	2%			
Groundhog	314	2%			
Frisby-Boulder	305	2%			
Maxhamish	298	2%			
Snake-Sahtaneh	294	2%			
Charlotte Alplands	292	2%			
Calendar	290	2%			
Redrock-Prairie Creek	288	2%			
Tsenaglude	288	2%			
Prefer not to answer	95	1%			
<b>Total Responding</b>	<b>1,113</b>	<b>7%</b>	<b>Total Responding</b>	<b>1,316</b>	<b>9%</b>

Survey question: B6b. Which B.C. herds do you feel should be considered for predator reduction for caribou recovery? B6c. What herds do you feel should not be considered for predator reduction for caribou recovery? Asked of those indicating “yes” to question B6. Multiple responses permitted. Values at 0% indicate less than 1% of respondents selected this option.

### 5.2.6 Additional Comments

Survey respondents were asked whether they had any additional comments regarding the proposed predator reduction program. Approximately 40% of respondents provided a comment; most were centered around themes in support of or against predator reduction (Figure 5.10). The most frequently mentioned comment related to human activity as the main cause of habitat destruction and/or herd decline (19% of comments). While 14% of comments called for an end to predator reduction, 10% of comments noted that predator reduction is a necessity and should be continued. Other frequently mentioned comments included better policies to regulate land use and protect habitat (10% of comments), with 6% or fewer of respondents commenting on a range of other topics in support of or against predator reduction.

Among those who are against predator reduction, sub-groups more likely to say human activities are the main cause of habitat destruction/ herd decline include:

- Those residing in Thompson-Okanagan, West Coast, South Coast and those from out of the province (range of 18% to 22%) (Appendix B Table B46); and
- Those associated with eco-tourism industry, First Nations or Indigenous stakeholder group(s), environmental/ecosystem protection, and concerned citizens (range of 18% to 24%) (Appendix B Table B47).

Among those who support predator reduction, sub-groups more likely to say predator management is a necessity and should be continued include:

- Those residing in the Northeast, Skeena, Omineca, Cariboo, and Kootenay-Boundary (range of 18% to 25%) (Appendix B Table B46); and
- Those associated with guide outfitting and First Nations or Indigenous stakeholder group(s) (38% and 31%, respectively) (Appendix B Table B47).

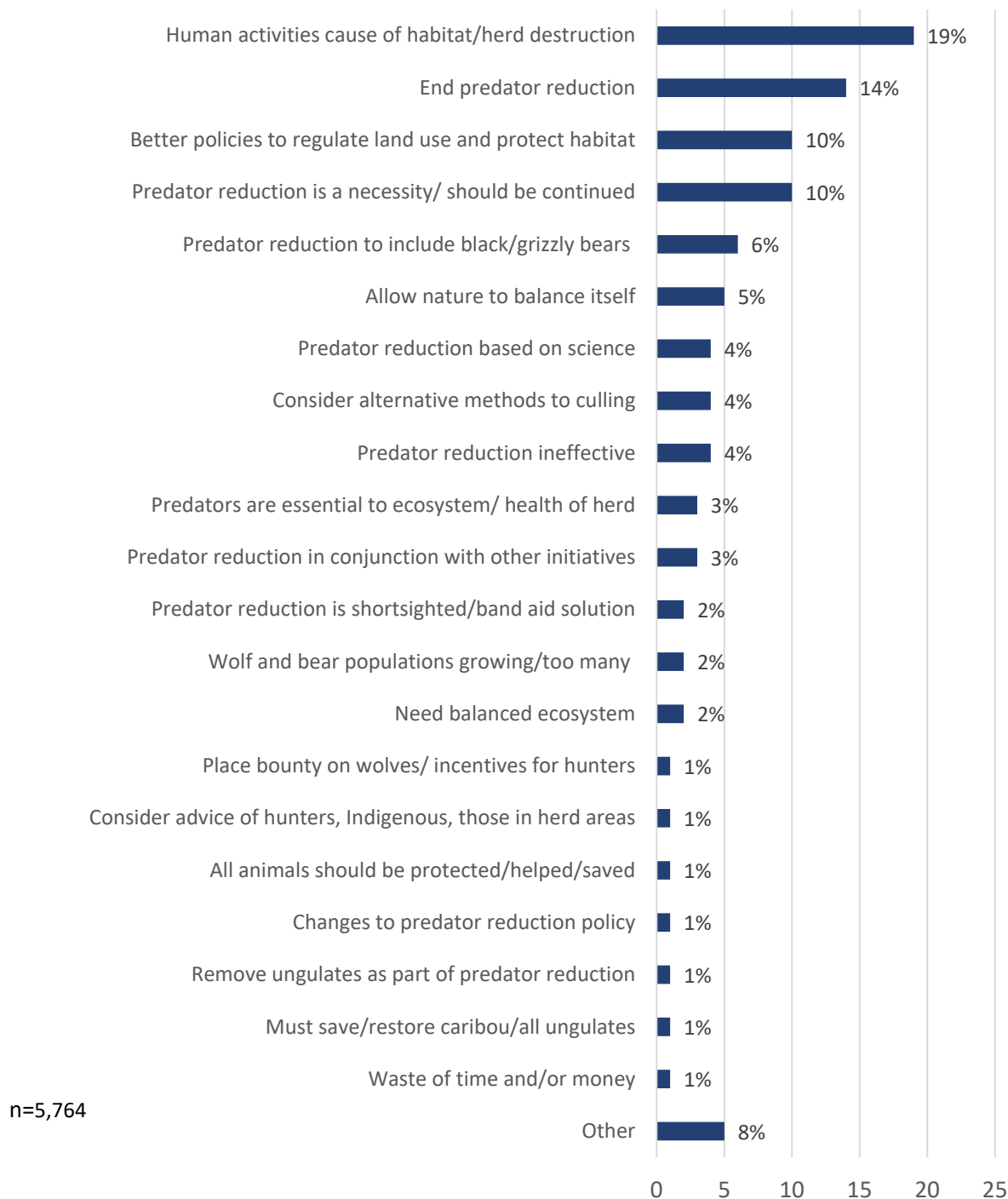
Sub-groups more likely to call for better policies to regulate land use and protect habitat include:

- Those residing in Kootenay-Boundary and the West Coast (13% and 12%, respectively) (Appendix B Table B46); and
- Those associated with environmental/ecosystem protection, scientists and concerned citizens (range of 12% to 21%) (Appendix B Table B47).

Sub-groups more likely to say black bears and grizzly bears should be included in predator reduction include:

- Those residing in the Northeast, Skeena, Omineca, and Cariboo (range of 14% to 24%) (Appendix B Table B46); and
- Those associated with guide outfitting and hunters/trappers (21% and 22%, respectively) (Appendix B Table B47).

**Figure 5.10 Additional Comments Provided by Respondents**



Survey question: B9. Do you have any additional comments you would like to provide regarding the predator reduction program? One code per response permitted.

## SECTION 6: CONCLUSIONS AND NEXT STEPS

The overwhelming majority of respondents (98%) felt that caribou recovery is important, noting that protection of wildlife or biodiversity and that all species at risk should be recovered as the main reasons for why the recovery of caribou is important to them.

One in six respondents cited damage to caribou habitat from natural resource extraction as the main cause of caribou population decline. Not surprisingly, the top three caribou recovery actions being considered for implementation as selected by respondents were habitat protection (regulating land use), habitat restoration, and habitat management-beneficial management practices for recreation and industry. However, as shown in Figures 6.1 and 6.2, some distinctions were noted depending on area of residence or stakeholder group.

Although the majority (90%) of survey respondents were aware of the reasons the Province of B.C. states for the need to reduce predators to recover caribou, survey findings suggest that close to one in six respondents are opposed to predator reduction as a means to caribou recovery. The majority of those opposed reside in the southern and southwestern portions of B.C. along with those living outside of the province. Among stakeholder groups, those opposed to predator reduction were more likely to be concerned citizens, scientists, or those associated with environmental/ ecosystem protection, the eco-tourism industry, and First Nations and/or Indigenous stakeholder groups.

The majority of those living in the central, northern and far southeastern parts of the province were more likely to support of predator reduction, as were hunters/trappers, guide outfitters or those associated with resource extraction. Not surprisingly, hunters/trappers and guide outfitters were more likely to say that black bears and grizzly bears should be included in predator reduction.

Among those who disagreed with predator reduction, the most frequently mentioned reason for why was because they felt there were better options to achieve same end. In addition, only a small proportion of respondents (16%) felt that herds should be added or removed from the proposed predator reduction list, with one in six respondents indicating they had no opinion or did not know.

A summary of key findings among regions are noted in Figure 6.1.

**Table 6.1 Summary of Key Findings by Region of Residence**

Respondents in these Regions were More Likely to....	List As the Main Cause of Caribou Decline	Feel That Caribou Recovery Was	Rate the Most Important Caribou Recovery Action As	Support Predator Reduction	Oppose Predator reduction
Northeast	Predation	Important but not very important	Predator reduction	✓	
Skeena	Habitat damage from resource extraction	Very important	Predator reduction	✓	
Omineca	Predation	Very important	Predator reduction	✓	



Cariboo	Habitat damage from resource extraction	Very important	Predator reduction	✓	
Kootenay-Boundary	Habitat damage from resource extraction	Very important	Habitat protection (regulating land use)	✓	
Thompson-Okanagan	Habitat damage from resource extraction	Very important	Habitat protection (regulating land use)		✓
West Coast	Habitat damage from resource extraction	Very important	Habitat protection (regulating land use)		✓
South Coast	Habitat damage from resource extraction	Very important	Habitat protection (regulating land use)		✓
Out of Province	Habitat damage from resource extraction	Very important	Habitat protection (regulating land use)		✓

A summary of key findings among stakeholder groups are noted in Figure 6.2.

**Table 6.2 Completions by Stakeholder Group**

Respondents in these Stakeholder Groups were More Likely to....	List As the Main Cause of Caribou Decline	Feel That Caribou Recovery Was	Rate the Most Important Caribou Recovery Action As	Support Predator Reduction	Oppose Predator reduction
Associated with resource extraction (forestry, mining, oil & gas)	Predation	Important to fairly important	Predator reduction	✓	
Hunter/Trapper	Predation	Very important	Predator reduction	✓	
Guide outfitting	Habitat damage from resource extraction	Very important	Predator reduction	✓	
Associated with First Nations or Indigenous stakeholder group(s)	Habitat damage from resource extraction	Very important	Habitat protection (regulating land use)		✓
Associated with eco-tourism industry	Habitat damage from resource extraction	Very important	Habitat protection (regulating land use)		✓
Associated with environmental/ecosystem protection	Habitat damage from resource extraction	Very important	Habitat protection		✓

Respondents in these Stakeholder Groups were More Likely to....	List As the Main Cause of Caribou Decline	Feel That Caribou Recovery Was	Rate the Most Important Caribou Recovery Action As	Support Predator Reduction	Oppose Predator reduction
			(regulating land use)		
Scientist	Habitat damage from resource extraction	Very important	Habitat protection (regulating land use)		✓
Concerned Citizen	Habitat damage from resource extraction	Very important	Habitat protection (regulating land use)		✓



## **APPENDIX A: SURVEY INSTRUMENT**

## **Predator reduction for caribou recovery Engagement Survey**

### Predator reduction for caribou recovery engagement

Predator reduction has played an important role in caribou recovery in many areas of British Columbia. The management of predators is one of the most controversial issues in species at risk recovery; therefore, the British Columbia Caribou Recovery Program regularly seeks feedback from the public on predator management as decisions are regularly reconsidered by government.

The British Columbia Caribou Recovery Program is considering a five-year approval for the continuation of predator reduction to support the recovery of the Columbia North, Central Selkirks, Hart Ranges, Itcha-Ilgachuz, Graham, Tweedsmuir-Entiako, Pink Mountain, Chinchaga, Klinse-za, Kennedy Siding, Quintette, and Narraway caribou herds, recommencing in the winter of 2021-2022. This would include wolf reduction in support of all the aforementioned herds, and removal of cougar (as needed) specifically in the Central Selkirks, Columbia North, and Itcha-Ilgachuz herds. Additionally, a new predator reduction program is being proposed for the North Cariboo Mountains herd, to commence in the winter of 2021-2022 for an initial 5-year program approval.

### Background

British Columbia (B.C.) is home to 54 herds of woodland caribou (*Rangifer tarandus caribou*). Despite significant investments aimed to increase the population of many herds, caribou populations have continued to decline. In the past three decades, the overall population of caribou in B.C. has gone from approximately 40,000 animals to 15,500 currently.

The reasons for caribou population declines are complex, with multiple factors (e.g., habitat loss, predators, natural disturbance, nutrition, climate change, etc.) interacting and that differ somewhat across the province. Not surprisingly, evidence collected through research and monitoring in B.C. suggest the best results for caribou recovery are achieved when multiple management actions are taken (e.g., some combination of habitat protection and restoration, predation management, maternal penning, etc.). Long-term success for caribou recovery will depend on landscape-scale habitat management, however, it may be decades before the benefits of such measures are realized. In the short-term, removing predators has shown the most rapid, positive effect. That said, predator control cannot be the long-term solution for caribou recovery given the important ecological role predators play in maintaining and contributing to biologically diverse ecosystems, as well the costs of effective implementation – the overarching objective of the BC Caribou Recovery Program is to ensure self-sustaining herds.

Predator reduction to support caribou recovery has been occurring in B.C. since 2015 resulting in 1,429 wolves being removed. Monitoring has shown this to be an effective tool for stabilizing caribou herds. More information can be found in the background materials for this engagement process.

### Section 1 - The following questions relate to caribou recovery in general.

1	Since the 1990s, B.C.'s caribou population has declined from 40,000 to approximately 15,000. What do you consider to be the three greatest causes of this population decline?	<ul style="list-style-type: none"> <li>• Caribou health issues</li> <li>• Climate change</li> <li>• Damage to caribou habitats from forest fires</li> <li>• Damage to caribou habitats from natural resource extraction activities (e.g., forestry/logging/mining)</li> <li>• Hunting</li> <li>• Predation</li> <li>• Urbanization</li> <li>• Other</li> </ul>	Select 3.  Included an Other question
2	How important is the recovery of caribou in B.C. to you?	<ul style="list-style-type: none"> <li>• Not at all important</li> <li>• Slightly important</li> <li>• Important</li> <li>• Fairly Important</li> <li>• Very important</li> </ul>	Check one
2b	Because you selected "Not at all important" in the previous question, why is caribou recovery not important to you?	<ul style="list-style-type: none"> <li>• Cost associated with caribou recovery</li> <li>• Impact to local industry</li> <li>• Impacts to other wildlife</li> <li>• Recovery is unlikely</li> <li>• Other</li> </ul>	Check all that apply  Includes an Other question
3	Why is caribou recovery important to you?	<ul style="list-style-type: none"> <li>• All species at risk should be recovered in B.C.</li> <li>• Current hunting opportunity</li> <li>• Future hunting opportunity</li> <li>• Indigenous cultural significance</li> <li>• Intrinsic value</li> <li>• Protection of wildlife or biodiversity</li> <li>• Other</li> </ul>	Check all that apply  Includes an Other question

### Section 2 - The following questions are specific to predator control

1	Do you spend time in areas where predator reduction for caribou recovery is being considered?	<ul style="list-style-type: none"> <li>• Yes</li> <li>• No</li> </ul>	Choose one of the following answers  Includes map  (If no, moves to Q4)
---	---	---	---

2	<b>Please tell us about the activities you undertake in these areas.</b>	<ul style="list-style-type: none"> <li>• Hunting/trapping</li> <li>• Non motorized recreation</li> <li>• Motorized recreation</li> <li>• Natural resource extraction</li> <li>• Other</li> </ul>	Choose all that apply Includes an Other
3	<b>Which areas, where predator reduction is being considered, do you spend time?</b>	<ul style="list-style-type: none"> <li>• Central Selkirks,</li> <li>• Chinchaga</li> <li>• Columbia North</li> <li>• Graham</li> <li>• Hart Ranges</li> <li>• Itcha-Ilgachuz</li> <li>• Kennedy Siding</li> <li>• Klinse-za (formerly Scott East and Moberly)</li> <li>• Narraway</li> <li>• North Cariboo Mountains</li> <li>• Pink Mountain</li> <li>• Quintette</li> <li>• Tweedsmuir-Entiako</li> </ul>	List all that apply Map for reference
4	<b>Are you aware of the reasons the Province of B.C. states for the need to reduce predator to recover caribou?</b>	<ul style="list-style-type: none"> <li>• Yes</li> <li>• No</li> </ul>	Choose one of the following answers If no, 4b. Text box appears
4b	<b>The reasons for caribou population declines are complex, with multiple factors (e.g., habitat loss, predators, natural disturbance, nutrition, climate change, etc.) interacting and that differ somewhat across the province. Not surprisingly, evidence collected through research and monitoring in B.C. suggest the best results for caribou recovery are achieved when multiple management actions are taken (e.g., some combination of habitat protection and restoration, predation management, maternal penning, etc.). Long-term success for caribou recovery will depend on landscape-scale habitat management, however, it may be decades before the benefits of such measures are realized. In the short-term, removing predators has shown the most rapid, positive effect. That said, predator control cannot be the long-term solution for caribou recovery given the important ecological role predators play in maintaining and contributing to biologically diverse ecosystems, as well the costs of effective implementation – the overarching objective of the BC Caribou Recovery Program is to ensure self-sustaining herds.</b>		Text box, no question
5	<b>Do you agree predator reduction is a necessary action for caribou recovery?</b>	<ul style="list-style-type: none"> <li>• Strongly Agree</li> <li>• Agree</li> <li>• Neutral</li> <li>• Disagree</li> <li>• Strongly disagree</li> </ul>	Choose one of the following answers If participant picks either Disagree or

			Strongly Disagree, they move onto 5b
5b	<b>If you disagree with predator reduction for caribou recovery, please tell us why?</b>	<ul style="list-style-type: none"> <li>• I am opposed to killing wolves to immediately stop the decline of these caribou herds</li> <li>• It is inhumane</li> <li>• There are better options to achieve the same end</li> <li>• Other</li> </ul>	Includes an Other question  Choose all that apply
6	<b>Are there any herds that you feel should be added to or removed from predator reduction for caribou recovery?</b>	<ul style="list-style-type: none"> <li>• Yes</li> <li>• Add list</li> <li>• Remove list</li> <li>• No</li> <li>• I don't know / no opinion</li> </ul>	Check all that apply Add list – 6b  Check all that apply Remove list – 6c
6b	<b>Which B.C. herds do you feel should be considered for predator reduction for caribou recovery?</b>	<ul style="list-style-type: none"> <li>• Atlin</li> <li>• Burnt Pine</li> <li>• Barkerville</li> <li>• Calendar</li> <li>• Carcross</li> <li>• Central Rockies</li> <li>• Charlotte Alplands</li> <li>• Chase</li> <li>• Columbia South</li> <li>• Edziza</li> <li>• Finlay</li> <li>• Frisby-Boulder</li> <li>• Frog</li> <li>• Gataga</li> <li>• George Mtn</li> <li>• Groundhog</li> <li>• Horseranch</li> <li>• Level-Kawdy</li> <li>• Liard Plateau</li> <li>• Little Rancheria</li> <li>• Maxhamish</li> <li>• Monashee</li> <li>• Muskwa</li> <li>• Narrow Lake</li> <li>• North Cariboo</li> <li>• Purcell Central</li> <li>• Purcells South</li> <li>• Rabbit</li> <li>• Rainbows</li> <li>• Redrock-Prairie Creek</li> </ul>	Check all that apply



	<b>Which B.C. herds do you feel should be considered for predator reduction for caribou recovery? (continued)</b>	<ul style="list-style-type: none"> <li>• Snake-Sahtaneh</li> <li>• South Selkirks</li> <li>• Spatsizi</li> <li>• Swan Lake</li> <li>• Takla</li> <li>• Telkwa</li> <li>• Thutade</li> <li>• Tsenaglode</li> <li>• Wells Gray North</li> <li>• Wells Gray South</li> <li>• Westside Fort Nelson</li> <li>• Wolverine</li> </ul>	
6c	<b>What herds do you feel should not be considered for predator reduction for caribou recovery?</b>	<ul style="list-style-type: none"> <li>• Central Selkirks,</li> <li>• Chinchaga</li> <li>• Columbia North</li> <li>• Graham</li> <li>• Hart Ranges</li> <li>• Itcha-Ilgachuz</li> <li>• Kennedy Siding</li> <li>• Klinse-za (formerly Scott East and Moberly)</li> <li>• Narraway</li> <li>• North Cariboo Mountains</li> <li>• Pink Mountain</li> <li>• Quintette</li> <li>• Tweedsmuir-Entiako</li> </ul>	Check all that apply
7	<b>What other caribou recovery actions do you feel are important to implement?</b>	<ul style="list-style-type: none"> <li>• Habitat management-beneficial management practices for recreation and industry</li> <li>• Habitat protection (regulating land use)</li> <li>• Habitat restoration</li> <li>• Management of motorized winter recreation (e.g., snowmobile and cat/heli-skiing)</li> <li>• Maternal penning</li> <li>• Predator reduction</li> <li>• Primary prey reduction (elk, deer, moose)</li> <li>• Supplemental feeding</li> <li>• Conservation breeding</li> <li>• Translocation of caribou from one herd area to another</li> </ul>	Rank

8	<b>From what sources (if any) have you learned about predator reduction for caribou recovery?</b>	<ul style="list-style-type: none"> <li>• Colleagues/friends</li> <li>• Conservation groups, societies, or similar</li> <li>• News stories</li> <li>• Scientific reports</li> <li>• Social media</li> <li>• Government reports / websites</li> </ul>	Check all that apply
7	<b>Do you have any additional comments you would like to provide regarding the predator reduction program?</b>	<ul style="list-style-type: none"> <li>• Provide comment window 450 characters max</li> </ul>	

### Section 3 –

To better understand who is responding to this survey, please tell us a little bit about yourself.

1	<b>Where do you live?</b>	<ul style="list-style-type: none"> <li>• B.C.</li> <li>• Other province or territory in Canada</li> <li>• Outside of Canada</li> </ul>	
1a	<b>In which province or territory do you live?</b>	<ul style="list-style-type: none"> <li>• Alberta</li> <li>• Manitoba</li> <li>• Newfoundland and Labrador</li> <li>• New Brunswick</li> <li>• Northwest Territories</li> <li>• Nova Scotia</li> <li>• Nunavut</li> <li>• Ontario</li> <li>• Prince Edward Island</li> <li>• Quebec</li> <li>• Saskatchewan</li> <li>• Yukon</li> </ul>	Choose one of the following answers Map of the Region
1b	<b>In which natural resource region do you live in?</b>	<ul style="list-style-type: none"> <li>• Northeast</li> <li>• Skeena</li> <li>• Omineca</li> <li>• Cariboo</li> <li>• Kootenay-Boundary</li> <li>• Thompson-Okanagan</li> <li>• West Coast</li> <li>• South Coast</li> </ul>	Choose one of the following answers

<b>2</b>	<b>Do you self-identify with any one of several equity groups?</b>	<ul style="list-style-type: none"> <li>• Indigenous</li> <li>• New Canadian</li> <li>• Member of visible minority</li> <li>• I do not self-identify with any of the above</li> </ul>	Multiple Choice (one person can be at least two of these things)
<b>3</b>	<b>How would you best describe the reason for your interest in caribou recovery initiatives in B.C.?(select the one category that you feel best reflects your interest):</b>	<ul style="list-style-type: none"> <li>• Guide outfitting</li> <li>• Associated with eco-tourism industry Eco-tourism</li> <li>• Hunting/Trapping</li> <li>• Associated with First Nations or Indigenous interests group(s)</li> <li>• Associated with Environmental/ecosystem protection</li> <li>• Associated with resource extraction (forestry, mining, oil &amp; gas)</li> <li>• Other concerned citizen or business individual not associated with any of the above</li> <li>• Other</li> </ul>	Choose one of the following answers

**Thank you – Your feedback is appreciated.**

**The feedback from the surveys will be analyzed and a “what we heard report” will be created to inform government-to-government discussions regarding caribou recovery and will be provided to decision makers for their consideration. The What We Heard report will be posted onto this site by December 2021.**



## APPENDIX B: SURVEY DATA TABLES

Crosstabulations by Region, stakeholder group and identity.

**TABLE B1: Top 3 Causes of Caribou Population Decline by Region of Residence**

Region	Damage to habitats from natural resource extraction		Climate Change		Urbanization		Damage to habitats from forest fires		Predation	
	Rank	%	Rank	%	Rank	%	Rank	%	Rank	%
Northeast (n=652)	2	52%					3	25%	1	78%
Omineca (n=726)	2	67%					3	30%	1	79%
Skeena (n=348)	1	74%	3	35%					2	64%
Cariboo (n=670)	1	71%					3	39%	2	62%
Kootenay-Boundary (n=1,429)	1	78%	3	33%					2	53%
Thompson-Okanagan (n=1,812)	1	80%			3	38%			2	46%
West Coast (n=3,109)	1	85%	2	45%			3	45%		
South Coast (n=4,244)	1	87%	2	47%	3	44%				
Out of Province (n=1,969)	1	81%	3	41%	2	47%				

Survey question: A1. Since the 1990s, B.C.'s caribou population has declined from 40,000 to approximately 15,000. What do you consider to be the three greatest causes of this population decline? Multiple responses permitted.

**TABLE B2: Top 3 Causes of Caribou Population Decline by Stakeholder Group**

Region	Damage to habitats from natural resource extraction		Climate Change		Urbanization		Damage to habitats from forest fires		Predation	
	Rank	%	Rank	%	Rank	%	Rank	%	Rank	%
Hunter/Trapper (n=3,663)	2	62%					3	27%	1	95%
Associated with resource extraction (forestry, mining, oil & gas) (n=248)	2	55%					3	34%	1	64%
Associated with environmental/ecosystem protection (n=3,322)	1	91%	2	51%	3	45%				
Concerned citizen or business individual (n=6,856)	1	87%	2	46%	2	46%				
Associated with First Nations or Indigenous	1	72%	2	41%					3	40%

Region	Damage to habitats from natural resource extraction		Climate Change		Urbanization		Damage to habitats from forest fires		Predation	
	Rank	%	Rank	%	Rank	%	Rank	%	Rank	%
stakeholder group(s) (n=385)										
Associated with eco-tourism industry (n=221)	1	81%	2	44%	3	40%				
Guide outfitting (n=155)	2	69%			3	26%			1	89%
Scientist (n=54)	1	93%	2	52%			3	26%	3	28%

Survey question: A1. Since the 1990s, B.C.'s caribou population has declined from 40,000 to approximately 15,000. What do you consider to be the three greatest causes of this population decline? Multiple responses permitted.

**TABLE B3: Top 3 Causes of Caribou Population Decline by Identity**

Region	Damage to habitats from natural resource extraction		Climate Change		Urbanization		Damage to habitats from forest fires		Predation	
	Rank	%	Rank	%	Rank	%	Rank	%	Rank	%
Indigenous (n=1,002)	1	71%			3	35%			2	52%
Visible Minority/ New Canadian (n=1,183)	1	79%	3	42%	2	45%				
Do not identify with any of the (n=12,733)	1	82%	2	40%	3	39%	3	39%		

Survey question: A1. Since the 1990s, B.C.'s caribou population has declined from 40,000 to approximately 15,000. What do you consider to be the three greatest causes of this population decline? Multiple responses permitted.

**Table B4: Importance of Caribou Recovery by Region of Residence**

	Northeast (n=652)		Skeena (n=348)		Omineca (n=726)		Cariboo (n=670)		Kootenay Boundary (n=1,492)	
	#	%	#	%	#	%	#	%	#	%
Not at all important	20	3%	2	1%	20	3%	4	1%	27	2%
Slightly important	80	12%	19	5%	47	6%	29	4%	59	4%
Important	176	27%	51	15%	132	18%	134	20%	238	17%
Fairly important	123	19%	55	16%	147	20%	88	13%	225	16%
Very important	251	38%	219	63%	380	52%	413	62%	874	61%
Prefer not to answer	2	0%	2	1%	--	--	2	0%	6	0%

Survey question: A2. How important is the recovery of caribou in B.C. to you? Numbers might not add to 100% due to rounding. Values at 0% indicate less than 1% of respondents selected this option. – option not selected.

**Table B4: Importance of Caribou Recovery by Region of Residence Continued**

Region	Thompson Okanagan (n=1,812)		West Coast (n=3,109)		South Coast (n=4,244)		Out of Province (n=1,969)	
	#	%	#	%	#	%	#	%
Not at all important	9	0%	7	0%	13	0%	13	1%
Slightly important	62	3%	117	4%	130	3%	64	3%
Important	350	19%	667	21%	771	18%	376	19%
Fairly important	291	16%	427	14%	633	15%	231	12%
Very important	1,094	60%	1,872	60%	2,672	63%	1,277	65%
Prefer not to answer	6	0%	19	1%	25	1%	8	0%

Survey question: A2. How important is the recovery of caribou in B.C. to you? Numbers might not add to 100% due to rounding. Values at 0% indicate less than 1% of respondents selected this option. – option not selected.

**Table B5: Importance of Caribou Recovery by Stakeholder Group**

Region	Guide Outfitting (n=155)		Associated with Eco-Tourism Industry (n=221)		Hunter/Trapper (n=3,663)		Associated with First Nations or Indigenous Interest Group(S) (n=385)	
	#	%	#	%	#	%	#	%
Not at all important	--	--	3	1%	33	1%	2	1%
Slightly important	3	2%	22	10%	134	4%	13	3%
Important	14	9%	46	21%	528	14%	78	20%
Fairly important	18	12%	35	16%	583	16%	54	14%
Very important	119	77%	113	51%	2,379	65%	236	61%
Prefer not to answer	1	1%	2	1%	6	0%	2	1%

Survey question: A2. How important is the recovery of caribou in B.C. to you? Numbers might not add to 100% due to rounding. Values at 0% indicate less than 1% of respondents selected this option. – option not selected.

**Table B5: Importance of Caribou Recovery by Stakeholder Group Continued**

Region	Associated with Environmental/Ecosystem Protection (n=3,322)		Associated with Resource Extraction (forestry, mining, oil & gas) (n=248)		Concerned Citizen or Business Individual (n=6,856)		Scientist (n=54)	
	#	%	#	%	#	%	#	%
Not at all important	13	0%	13	5%	44	1%	--	--
Slightly important	88	3%	28	11%	306	4%	1	2%
Important	608	18%	55	22%	1,548	23%	6	11%
Fairly important	439	13%	45	18%	1,034	15%	6	11%
Very important	2,155	65%	104	42%	3,886	57%	41	76%
Prefer not to answer	19	1%	3	1%	38	1%	--	--

Survey question: A2. How important is the recovery of caribou in B.C. to you? Numbers might not add to 100% due to rounding. Values at 0% indicate less than 1% of respondents selected this option. – option not selected.



**Table B6: Importance of Caribou Recovery by Identity**

Region	Indigenous (n=1,002)		Visible Minority/ New Canadian (n=1,183)		Do Not Identify with Any Group (n=12,733)	
	#	%	#	%	#	%
Not at all important	15	1%	9	1%	87	1%
Slightly important	53	5%	46	4%	510	4%
Important	190	19%	258	22%	2,448	19%
Fairly important	144	14%	174	15%	1,901	15%
Very important	598	60%	692	58%	7,724	61%
Prefer not to answer	2	0%	4	0%	63	0%

Survey question: A2. How important is the recovery of caribou in B.C. to you? Numbers might not add to 100% due to rounding. Values at 0% indicate less than 1% of respondents selected this option.

**Table B7: Why Caribou Recovery Not Important by Region of Residence**

	Northeast (n=20)	Skeena (n=2)	Omineca (n=21)	Cariboo (n=4)	Kootenay Boundary (n=26)
	#	#	#	#	#
Recovery is unlikely	17	2	14	1	23
Impacts to other wildlife	7	--	12	4	11
Cost associated with caribou recovery	10	1	8	3	15
Impact to local industry	9	--	8	1	7
Other	2	--	2	--	1

Survey question: A2b. Because you selected "Not at all important" in the previous question, why is caribou recovery not important to you? Multiple responses permitted. Numbers might not add to 100% due to rounding. Values at 0% indicate less than 1% of respondents selected this option. -- option not selected. Note base sizes too small to report proportions.

**Table B7: Why Caribou Recovery Not Important by Region of Residence Continued**

Region	Thompson Okanagan (n=10)	West Coast (n=7)	South Coast (n=13)	Out of Province (n=12)
	#	#	#	#
Recovery is unlikely	6	2	4	4
Impacts to other wildlife	5	6	10	9
Cost associated with caribou recovery	5	--	2	4
Impact to local industry	5	--	2	--
Other	3	2	1	2

Survey question: A2b. Because you selected "Not at all important" in the previous question, why is caribou recovery not important to you? Multiple responses permitted. Numbers might not add to 100% due to rounding. Values at 0% indicate less than 1% of respondents selected this option. -- option not selected. Note base sizes too small to report proportions.

**Table B8: Why Caribou Recovery Not Important by Stakeholder Group**

Region	Guide Outfitting (n=0)	Associated with Eco-Tourism Industry (n=3)	Hunter/ Trapper (n=35)	Associated with First Nations or Indigenous Interest Group(s) (n=1)
	#	#	#	#
Recovery is unlikely	--	3	25	1
Impacts to other wildlife	--	1	14	1
Cost associated with caribou recovery	--	1	14	--
Impact to local industry	--	1	6	--
Other	--	--	3	--

Survey question: A2b. Because you selected "Not at all important" in the previous question, why is caribou recovery not important to you? Multiple responses permitted. Numbers might not add to 100% due to rounding. Values at 0% indicate less than 1% of respondents selected this option. -- option not selected. Note base sizes too small to report proportions.

**Table B8: Why Caribou Recovery Not Important by Stakeholder Group Continued**

Region	Associated with Environmental/ Ecosystem Protection (n=13)	Associated with Resource Extraction (forestry, mining, oil & gas) (n=12)	Concerned Citizen or Business Individual (n=44)	Scientist (n=0)
	#	#	#	#
Recovery is unlikely	4	12	25	--
Impacts to other wildlife	10	8	28	--
Cost associated with caribou recovery	1	8	21	--
Impact to local industry	1	8	12	--
Other	2	--	6	--

Survey question: A2b. Because you selected "Not at all important" in the previous question, why is caribou recovery not important to you? Multiple responses permitted. Numbers might not add to 100% due to rounding. Values at 0% indicate less than 1% of respondents selected this option. -- option not selected. Note base sizes too small to report proportions.

**Table B9: Why Caribou Recovery Not Important by Identity**

Region	Indigenous (n=12)	Visible Minority/ New Canadian (n=9)	Do Not Identify with Any Group (n=90)
	#	#	#
Recovery is unlikely	8	4	58
Impacts to other wildlife	3	7	50
Cost associated with caribou recovery	3	3	39
Impact to local industry	2	4	23
Other	2	1	9

Survey question: A2b. Because you selected "Not at all important" in the previous question, why is caribou recovery not important to you? Multiple responses permitted. Numbers might not add to 100% due to rounding. Values at 0% indicate less than 1% of respondents selected this option. -- option not selected. Note base sizes too small to report proportions.

**Table B7b: Why Caribou Recovery Important by Region of Residence**

	Northeast (n=630)		Skeena (n=346)		Omineca (n=705)		Cariboo (n=666)		Kootenay Boundary (n=1,402)	
	#	%	#	%	#	%	#	%	#	%
Protection of wildlife or biodiversity	424	67%	250	72%	516	73%	494	74%	1,093	78%
All species at risk should be recovered in BC	323	51%	210	61%	446	63%	434	65%	918	65%
Intrinsic value	121	19%	112	32%	199	28%	170	26%	495	35%
Indigenous cultural significance	142	23%	97	28%	191	27%	176	26%	407	29%
Future hunting opportunity	277	44%	142	41%	327	46%	227	34%	355	25%
Current hunting opportunity	126	20%	76	22%	143	20%	75	11%	137	10%
Responsibility to save /protect	5	1%	5	1%	4	1%	9	1%	10	1%
Balance of wildlife	7	1%	1	0%	1	0%	5	1%	14	1%
For future generations to appreciate	1	0%	1	0%	3	0%	2	0%	6	0%
Other	13	2%	6	2%	8	1%	9	1%	31	2%
Prefer not to answer	5	1%	--	--	2	0%	3	0%	4	0%

Survey question: A3. Why is caribou recovery important to you? Asked of those indicating any value of importance in question A2. Multiple responses permitted. Numbers might not add to 100% due to rounding. Values at 0% indicate less than 1% of respondents selected this option. – option not selected.

**Table B7b: Why Caribou Recovery Important by Region of Residence Continued**

Region	Thompson Okanagan (n=1,802)		West Coast (n=3,102)		South Coast (n=4,231)		Out of Province (n=1,955)	
	#	%	#	%	#	%	#	%
Protection of wildlife or biodiversity	1,411	78%	2,552	82%	3,613	85%	1,665	85%
All species at risk should be recovered in BC	1,235	69%	2,311	75%	3,198	76%	1,310	67%
Intrinsic value	478	27%	1,031	33%	1,612	38%	710	36%
Indigenous cultural significance	486	27%	1,101	35%	1,606	38%	708	36%
Future hunting opportunity	505	28%	439	14%	686	16%	639	19%
Current hunting opportunity	196	11%	196	6%	302	7%	155	8%
Responsibility to save /protect	16	1%	18	1%	25	1%	15	1%
Balance of wildlife	14	1%	20	1%	29	1%	17	1%
For future generations to appreciate	5	0%	5	0%	5	0%	3	0%
Other	23	1%	41	1%	45	1%	34	1%
Prefer not to answer	4	0%	4	0%	5	0%	3	0%

Survey question: A3. Why is caribou recovery important to you? Asked of those indicating any value of importance in question A2. Multiple responses permitted. Numbers might not add to 100% due to rounding. Values at 0% indicate less than 1% of respondents selected this option. – option not selected.

**Table B8b: Why Caribou Recovery Important by Stakeholder Group**

Region	Guide Outfitting (n=155)		Associated with Eco-Tourism Industry (n=218)		Hunter/Trapper (n=3,628)		Associated with First Nations or Indigenous Interest Group(s) (n=383)	
	#	%	#	%	#	%	#	%
Protection of wildlife or biodiversity	114	74%	186	85%	2,399	66%	297	78%
All species at risk should be recovered in BC	100	65%	137	63%	2,264	62%	248	65%
Intrinsic value	37	24%	76	35%	828	23%	111	29%
Indigenous cultural significance	40	26%	81	37%	777	21%	262	68%
Future hunting opportunity	88	57%	27	12%	2,377	66%	109	28%
Current hunting opportunity	44	28%	8	4%	1,033	28%	58	15%
Responsibility to save /protect	--	--	2	1%	15	0%	1	0%
Balance of wildlife	--	--	2	1%	7	0%	4	1%
For future generations to appreciate	--	--	--	--	6	0%	2	0%
Other	2	1%	5	2%	25	1%	5	1%
Prefer not to answer	--	--	1	0%	4	0%	1	0%

Survey question: A3. Why is caribou recovery important to you? Asked of those indicating any value of importance in question A2. Multiple responses permitted. Numbers might not add to 100% due to rounding. Values at 0% indicate less than 1% of respondents selected this option. – option not selected.

**Table B8b: Why Caribou Recovery Important by Stakeholder Group Continued**

Region	Associated with Environmental/ Ecosystem Protection (n=3,309)		Associated with Resource Extraction (forestry, mining, oil & gas) (n=235)		Concerned Citizen or Business Individual (n=6,811)		Scientist (n=54)	
	#	%	#	%	#	%	#	%
Protection of wildlife or biodiversity	2,946	89%	171	73%	5,832	86%	52	96%
All species at risk should be recovered in BC	2,455	74%	128	54%	5,007	74%	32	59%
Intrinsic value	1,410	43%	68	29%	2,374	35%	38	70%
Indigenous cultural significance	1,368	41%	57	24%	2,310	34%	38	70%

Region	Associated with Environmental/ Ecosystem Protection (n=3,309)		Associated with Resource Extraction (forestry, mining, oil & gas) (n=235)		Concerned Citizen or Business Individual (n=6,811)		Scientist (n=54)	
	#	%	#	%	#	%	#	%
Future hunting opportunity	239	7%	63	27%	415	6%	5	9%
Current hunting opportunity	98	3%	17	7%	146	2%	--	--
Responsibility to save /protect	34	10%	4	2%	45	1%	5	9%
Balance of wildlife	35	1%	--	--	60	1%	1	2%
For future generations to appreciate	11	0%	1	0%	11	0%	--	--
Other	56	2%	35	1%	108	2%	3	6%
Prefer not to answer	5	0%	2	1%	13	0%	--	--

Survey question: A3. Why is caribou recovery important to you? Asked of those indicating any value of importance in question A2. Multiple responses permitted. Numbers might not add to 100% due to rounding. Values at 0% indicate less than 1% of respondents selected this option. – option not selected.

**Table B9b: Why Caribou Recovery Important by Identity**

Region	Indigenous (n=986)		Visible Minority/ New Canadian (n=1,173)		Do Not Identify with Any Group (n=12,643)	
	#	%	#	%	#	%
Protection of wildlife or biodiversity	751	76%	971	83%	10,264	81%
All species at risk should be recovered in BC	632	64%	847	72%	8,895	70%
Intrinsic value	294	30%	439	37%	4,187	33%
Indigenous cultural significance	501	51%	468	40%	3,965	31%
Future hunting opportunity	336	34%	279	24%	2,701	21%
Current hunting opportunity	170	17%	140	12%	1,098	9%
Responsibility to save /protect	5	0%	10	1%	92	1%
Balance of wildlife	11	1%	11	1%	89	1%
For future generations to appreciate	3	0%	1	0%	26	0%
Other	18	2%	24	2%	172	1%
Prefer not to answer	4	0%	3	0%	23	0%

Survey question: A3. Why is caribou recovery important to you? Asked of those indicating any value of importance in question A2. Multiple responses permitted. Numbers might not add to 100% due to rounding. Values at 0% indicate less than 1% of respondents selected this option. – option not selected.

**Table B10: Respondents who Spend Time in Proposed Predator Reduction Areas by Region of Residence**

	Northeast (n=652)		Skeena (n=348)		Omineca (n=726)		Cariboo (n=670)		Kootenay Boundary (n=1,492)	
	#	%	#	%	#	%	#	%	#	%
Yes	581	89%	278	80%	613	84%	552	82%	1,160	81%
No	56	9%	64	18%	96	13%	99	15%	236	17%
Prefer not to answer	15	2%	6	2%	17	2%	19	3%	33	2%

Survey question: B1. Do you spend time in areas where predator reduction for caribou recovery is being considered? Numbers might not add to 100% due to rounding. Values at 0% indicate less than 1% of respondents selected this option. – option not selected.

**Table B10: Respondents who Spend Time in Proposed Predator Reduction Areas by Region of Residence Continued**

Region	Thompson Okanagan (n=1,812)		West Coast (n=3,109)		South Coast (n=4,244)		Out of Province (n=1,969)	
	#	%	#	%	#	%	#	%
Yes	1,044	58%	999	32%	1,496	35%	590	30%
No	716	40%	2,033	65%	2,626	62%	1,318	67%
Prefer not to answer	52	3%	77	2%	122	3%	61	3%

Survey question: B1. Do you spend time in areas where predator reduction for caribou recovery is being considered? Numbers might not add to 100% due to rounding. Values at 0% indicate less than 1% of respondents selected this option. – option not selected.

**Table B11: Respondents who Spend Time in Proposed Predator Reduction Areas by Stakeholder Group**

Region	Guide Outfitting (n=155)		Associated with Eco-Tourism Industry (n=221)		Hunter/ Trapper (n=3,663)		Associated with First Nations or Indigenous Interest Group(S) (n=385)	
	#	%	#	%	#	%	#	%
Yes	128	83%	155	70%	2,841	72%	244	63%
No	23	15%	60	27%	733	20%	126	33%
Prefer not to answer	4	3%	6	3%	89	2%	15	4%

Survey question: B1. Do you spend time in areas where predator reduction for caribou recovery is being considered? Numbers might not add to 100% due to rounding. Values at 0% indicate less than 1% of respondents selected this option. – option not selected.

**Table B11: Respondents who Spend Time in Proposed Predator Reduction Areas by Stakeholder Group**  
**Continued**

Region	Associated with Environmental/ Ecosystem Protection (n=3,322)		Associated with Resource Extraction (forestry, mining, oil & gas) (n=248)		Concerned Citizen or Business Individual (n=6,856)		Scientist (n=54)	
	#	%	#	%	#	%	#	%
Yes	1,275	38%	195	79%	2,436	36%	32	59%
No	1,946	59%	46	19%	4,243	62%	21	39%
Prefer not to answer	101	3%	7	3%	177	3%	1	11%

Survey question: B1. Do you spend time in areas where predator reduction for caribou recovery is being considered? Numbers might not add to 100% due to rounding. Values at 0% indicate less than 1% of respondents selected this option. – option not selected.

**Table B12: Respondents who Spend Time in Proposed Predator Reduction Areas by Identity**

Region	Indigenous (n=1,002)		Visible Minority/ New Canadian (n=1,183)		Do Not Identify with Any Group (n=12,733)	
	#	%	#	%	#	%
Yes	678	68%	540	46%	6,057	48%
No	293	29%	614	52%	6,330	50%
Prefer not to answer	31	3%	29	2%	346	3%

Survey question: B1. Do you spend time in areas where predator reduction for caribou recovery is being considered? Numbers might not add to 100% due to rounding. Values at 0% indicate less than 1% of respondents selected this option. – option not selected.

**Table B13: Activities of Respondents Who Spend Time in Proposed Predator Reduction Areas by Region of Residence**

	Northeast (n=581)		Skeena (n=278)		Omineca (n=613)		Cariboo (n=551)		Kootenay Boundary (n=1,160)	
	#	%	#	%	#	%	#	%	#	%
Non motorized recreation	415	71%	188	68%	380	62%	347	63%	905	78%
Hunting/trapping	437	75%	174	63%	490	80%	316	57%	565	49%
Motorized recreation	370	64%	100	36%	306	50%	220	40%	402	35%
Natural resource extraction	152	26%	28	10%	86	14%	66	12%	69	6%
Camping, fishing, hiking, tourism	17	3%	12	4%	39	6%	24	4%	56	5%
Reside/ have family or ranch/work in area	19	3%	14	5%	19	3%	37	7%	51	4%
Foraging	3	1%	--	--	2	0%	1	0%	6	1%
Other	--	--	--	--	--	--	--	--	2	0%
Prefer not to answer	1	0%	1	0%	2	0%	5	1%	10	1%



Survey question: B2. Please tell us about the activities you undertake in these areas. Asked of respondents indicating “yes” to question B1. Numbers might not add to 100% due to rounding. Values at 0% indicate less than 1% of respondents selected this option. – option not selected.

**Table B13: Activities of Respondents Who Spend Time in Proposed Predator Reduction Areas by Region of Residence Continued**

Region	Thompson Okanagan (n=1,043)		West Coast (n=996)		South Coast (n=1,494)		Out of Province (n=590)	
	#	%	#	%	#	%	#	%
Non motorized recreation	666	64%	627	63%	952	64%	382	65%
Hunting/trapping	597	57%	403	40%	661	44%	202	34%
Motorized recreation	319	31%	214	21%	386	26%	108	18%
Natural resource extraction	67	6%	35	4%	24	2%	29	5%
Camping, fishing, hiking, tourism	64	6%	82	8%	133	9%	61	10%
Reside/ have family or ranch/work in area	23	2%	32	3%	39	3%	10	2%
Foraging	3	0%	3	0%	4	0%	--	--
Other	4	0%	3	0%	4	0%	2	0%
Prefer not to answer	4	0%	8	1%	13	1%	2	0%

Survey question: B2. Please tell us about the activities you undertake in these areas. Asked of respondents indicating “yes” to question B1. Numbers might not add to 100% due to rounding. Values at 0% indicate less than 1% of respondents selected this option. – option not selected.

**Table B14: Activities of Respondents Who Spend Time in Proposed Predator Reduction Areas by Stakeholder Group**

Region	Guide Outfitting (n=128)		Associated with Eco-Tourism Industry (n=155)		Hunter/ Trapper (n=2,841)		Associated with First Nations or Indigenous Interest Group(s) (n=243)	
	#	%	#	%	#	%	#	%
Non motorized recreation	65	51%	123	79%	1,418	50%	166	68%
Hunting/trapping	113	88%	33	21%	2,730	96%	115	47%
Motorized recreation	29	23%	50	32%	1,268	45%	81	33%
Natural resource extraction	13	10%	5	3%	235	8%	37	15%
Camping, fishing, hiking, tourism	1	1%	22	14%	81	3%	16	7%
Reside/ have family or ranch/work in area	8	6%	6	4%	24	1%	19	8%
Foraging	--	--	--	--	6	0%	--	--
Other	--	--	--	--	--	--	2	1%
Prefer not to answer	--	--	1	1%	4	0%	2	1%

Survey question: B2. Please tell us about the activities you undertake in these areas. Asked of respondents indicating “yes” to question B1. Numbers might not add to 100% due to rounding. Values at 0% indicate less than 1% of respondents selected this option. – option not selected.

**Table B14: Activities of Respondents Who Spend Time in Proposed Predator Reduction Areas by Stakeholder Group Continued**

Region	Associated with Environmental/ Ecosystem Protection (n=1,271)		Associated with Resource Extraction (forestry, mining, oil & gas) (n=195)		Concerned Citizen or Business Individual (n=2,434)		Scientist (n=32)	
	#	%	#	%	#	%	#	%
Non motorized recreation	1,025	81%	124	64%	1,904	78%	26	81%
Hunting/trapping	254	20%	110	56%	477	20%	9	28%
Motorized recreation	229	18%	103	53%	658	27%	--	--
Natural resource extraction	49	4%	100	51%	114	5%	1	3%
Camping, fishing, hiking, tourism	131	10%	4	2%	234	10%	2	6%
Reside/ have family or ranch/work in area	68	5%	6	3%	97	4%	6	19%
Foraging	7	1%	--	--	7	0%	1	3%
Other	6	0%	--	--	6	0%	--	--
Prefer not to answer	15	1%	1	1%	22	1%	--	--

Survey question: B2. Please tell us about the activities you undertake in these areas. Asked of respondents indicating “yes” to question B1. Numbers might not add to 100% due to rounding. Values at 0% indicate less than 1% of respondents selected this option. – option not selected.

**Table B15: Activities of Respondents Who Spend Time in Proposed Predator Reduction Areas by Identity**

Region	Indigenous (n=676)		Visible Minority/ New Canadian (n=540)		Do Not Identify with Any Group (n=6,052)	
	#	%	#	%	#	%
Non motorized recreation	471	70%	366	68%	3,995	66%
Hunting/trapping	402	59%	275	51%	3,145	52%
Motorized recreation	277	41%	170	31%	1,955	32%
Natural resource extraction	87	13%	50	9%	418	7%
Camping, fishing, hiking, tourism	40	6%	32	6%	410	7%
Reside/ have family or ranch/work in area	24	4%	19	4%	198	3%
Foraging	2	0%	1	0%	18	0%
Other	2	0%	1	0%	11	0%
Prefer not to answer	3	0%	4	1%	40	1%

Survey question: B2. Please tell us about the activities you undertake in these areas. Asked of respondents indicating “yes” to question B1. Numbers might not add to 100% due to rounding. Values at 0% indicate less than 1% of respondents selected this option.

**Table B16: Proposed Predator Reduction Areas in Which Respondents have Spent Time by Region of Residence**

	Northeast (n=581)		Skeena (n=278)		Omineca (n=613)		Cariboo (n=552)		Kootenay Boundary (n=1,160)	
	#	%	#	%	#	%	#	%	#	%
Central Selkirks	39	7%	35	13%	45	7%	75	14%	980	84%
North Cariboo Mountains	98	17%	87	31%	300	49%	412	75%	130	11%
Columbia North	70	12%	48	17%	77	13%	98	18%	469	40%
Pink Mountain	415	71%	89	32%	221	36%	143	26%	159	14%
Tweedsmuir-Entiako	37	6%	174	63%	185	30%	184	33%	60	5%
Hart Ranges	154	27%	41	15%	343	56%	70	13%	46	4%
Itcha-Ilgachuz	35	6%	50	18%	115	19%	233	42%	49	4%
Klinse-za	238	41%	28	10%	128	21%	52	9%	35	3%
Quintette	316	54%	18	6%	98	16%	33	6%	28	2%
Graham	267	46%	30	11%	94	15%	32	6%	20	2%
Kennedy Siding	126	22%	20	7%	255	42%	43	8%	26	2%
Chinchaga	157	27%	25	9%	46	8%	33	6%	26	2%
Narraway	170	29%	11	4%	72	12%	30	5%	18	2%
Prefer not to answer	5	1%	18	6%	16	3%	9	2%	55	5%

Survey question: B3. Which areas, where predator reduction is being considered, do you spend time? Asked of respondents indicating “yes” to question B1. Numbers might not add to 100% due to rounding. Values at 0% indicate less than 1% of respondents selected this option. – option not selected.

**Table B16: Proposed Predator Reduction Areas in Which Respondents have Spent Time by Region of Residence Continued**

Region	Thompson Okanagan (n=1,044)		West Coast (n=999)		South Coast (n=1,496)		Out of Province (n=590)	
	#	%	#	%	#	%	#	%
Central Selkirks	550	53%	406	41%	746	50%	255	43%
North Cariboo Mountains	371	36%	411	41%	599	40%	195	33%
Columbia North	542	52%	330	33%	539	36%	224	38%
Pink Mountain	269	26%	280	28%	412	28%	173	29%
Tweedsmuir-Entiako	163	16%	348	35%	460	31%	99	17%
Hart Ranges	128	12%	145	15%	202	14%	111	19%
Itcha-Ilgachuz	122	12%	209	21%	268	18%	77	13%
Klinse-za	95	9%	116	12%	161	11%	76	13%
Quintette	64	6%	104	10%	118	8%	87	15%
Graham	74	7%	105	11%	153	10%	64	11%
Kennedy Siding	56	5%	85	9%	115	8%	64	11%

Region	Thompson Okanagan (n=1,044)		West Coast (n=999)		South Coast (n=1,496)		Out of Province (n=590)	
	#	%	#	%	#	%	#	%
Chinchaga	55	5%	94	9%	107	7%	92	16%
Narraway	45	4%	81	8%	95	6%	87	15%
Prefer not to answer	31	3%	41	4%	51	3%	37	6%

Survey question: B3. Which areas, where predator reduction is being considered, do you spend time? Asked of respondents indicating "yes" to question B1. Numbers might not add to 100% due to rounding. Values at 0% indicate less than 1% of respondents selected this option. – option not selected.

**Table B17: Proposed Predator Reduction Areas in Which Respondents have Spent Time by Stakeholder Group**

Region	Guide Outfitting (n=128)		Associated with Eco-Tourism Industry (n=155)		Hunter/Trapper (n=2,841)		Associated with First Nations or Indigenous Interest Group(s) (n=244)	
	#	%	#	%	#	%	#	%
Central Selkirks	30	23%	63	41%	976	34%	79	32%
North Cariboo Mountains	39	30%	60	39%	1,003	35%	102	42%
Columbia North	19	15%	60	39%	792	28%	88	36%
Pink Mountain	51	40%	34	22%	1265	45%	87	36%
Tweedsmuir-Entiako	18	14%	49	32%	589	21%	69	28%
Hart Ranges	17	13%	33	21%	550	19%	51	21%
Itcha-Ilgachuz	24	19%	20	13%	465	16%	56	23%
Klinse-za	9	7%	23	15%	399	14%	37	15%
Quintette	6	5%	23	15%	348	12%	37	15%
Graham	16	13%	24	15%	416	15%	37	15%
Kennedy Siding	7	5%	17	11%	325	11%	40	16%
Chinchaga	6	5%	15	10%	280	10%	36	15%
Narraway	7	5%	17	11%	237	8%	29	12%
Prefer not to answer	8	6%	10	6%	90	3%	5	2%

Survey question: B3. Which areas, where predator reduction is being considered, do you spend time? Asked of respondents indicating "yes" to question B1. Numbers might not add to 100% due to rounding. Values at 0% indicate less than 1% of respondents selected this option. – option not selected.

**Table B17: Proposed Predator Reduction Areas in Which Respondents have Spent Time by Stakeholder Group Continued**

Region	Associated with Environmental/Ecosystem Protection (n=1,275)		Associated with Resource Extraction (forestry, mining, oil & gas) (n=195)		Concerned Citizen or Business Individual (n=2,436)		Scientist (n=32)	
	#	%	#	%	#	%	#	%
Central Selkirks	691	54%	55	28%	1,214	50%	16	50%

Region	Associated with Environmental/ Ecosystem Protection (n=1,275)		Associated with Resource Extraction (forestry, mining, oil & gas) (n=195)		Concerned Citizen or Business Individual (n=2,436)		Scientist (n=32)	
	#	%	#	%	#	%	#	%
North Cariboo Mountains	446	35%	72	37%	865	36%	12	38%
Columbia North	492	39%	57	29%	871	36%	12	38%
Pink Mountain	229	18%	64	33%	432	18%	6	19%
Tweedsmuir-Entiako	339	27%	43	22%	587	24%	11	34%
Hart Ranges	192	15%	47	24%	342	14%	9	28%
Itcha-Ilgachuz	196	15%	35	18%	354	15%	6	19%
Klinse-za	142	11%	48	25%	266	11%	6	19%
Quintette	110	9%	42	22%	291	12%	6	19%
Graham	102	8%	31	16%	212	9%	6	19%
Kennedy Siding	117	9%	39	20%	238	10%	8	25%
Chinchaga	107	8%	17	9%	179	7%	3	9%
Narraway	98	8%	27	14%	192	8%	4	13%
Prefer not to answer	48	4%	2	1%	104	4%	1	3%

Survey question: B3. Which areas, where predator reduction is being considered, do you spend time? Asked of respondents indicating “yes” to question B1. Numbers might not add to 100% due to rounding. Values at 0% indicate less than 1% of respondents selected this option. – option not selected.

**Table B18: Predator Reduction Areas in Which Respondents have Spent Time by Identity**

Region	Indigenous (n=678)		Visible Minority/ New Canadian (n=540)		Do Not Identify with Any Group (n=6,057)	
	#	%	#	%	#	%
Central Selkirks	249	37%	214	40%	2,654	44%
North Cariboo Mountains	269	40%	226	42%	2,108	35%
Columbia North	231	34%	200	37%	1,960	32%
Pink Mountain	262	39%	171	32%	1,723	28%
Tweedsmuir-Entiako	184	27%	134	25%	1,390	23%
Hart Ranges	160	24%	108	20%	976	16%
Itcha-Ilgachuz	140	21%	106	20%	916	15%
Klinse-za	120	18%	80	15%	720	12%
Quintette	121	18%	72	13%	668	11%
Graham	118	17%	65	12%	653	11%
Kennedy Siding	119	18%	66	12%	599	10%
Chinchaga	107	16%	63	12%	466	8%
Narraway	95	14%	57	11%	458	8%
Prefer not to answer	19	3%	18	3%	222	4%

Survey question: B3. Which areas, where predator reduction is being considered, do you spend time? Asked of respondents indicating “yes” to question B1. Numbers might not add to 100% due to rounding. Values at 0% indicate less than 1% of respondents selected this option.

**Table B19: Awareness of Reasons for Predator Reduction by the Province of B.C. by Region of Residence**

	Northeast (n=652)		Skeena (n=348)		Omineca (n=726)		Cariboo (n=670)		Kootenay Boundary (n=1,429)	
	#	%	#	%	#	%	#	%	#	%
Yes	616	94%	330	95%	689	95%	614	92%	1,316	92%
No	31	5%	16	5%	31	4%	42	6%	93	7%
Prefer not to answer	5	1%	2	1%	6	1%	14	2%	20	1%

Survey question: B4. Are you aware of the reasons the Province of B.C. states for the needs o reduce predator to recover caribou? Numbers might not add to 100% due to rounding. Values at 0% indicate less than 1% of respondents selected this option. – option not selected.

**Table B19: Awareness of Reasons for Predator Reduction by the Province of B.C. by Region of Residence Continued**

Region	Thompson Okanagan (n=1,812)		West Coast (n=3,109)		South Coast (n=4,244)		Out of Province (n=1,969)	
	#	%	#	%	#	%	#	%
Yes	1,625	90%	2,761	89%	3,803	90%	1,744	89%
No	162	9%	322	10%	393	9%	189	10%
Prefer not to answer	25	1%	26	12%	48	1%	36	2%

Survey question: B4. Are you aware of the reasons the Province of B.C. states for the needs o reduce predator to recover caribou? Numbers might not add to 100% due to rounding. Values at 0% indicate less than 1% of respondents selected this option. – option not selected.

**Table B20: Awareness of Reasons for Predator Reduction by the Province of B.C. by Stakeholder Group**

Region	Guide Outfitting (n=155)		Associated with Eco-Tourism Industry (n=221)		Hunter/ Trapper (n=3,663)		Associated with First Nations or Indigenous Interest Group(S) (n=385)	
	#	%	#	%	#	%	#	%
Yes	147	95%	202	91%	3,482	95%	343	89%
No	7	5%	17	8%	148	4%	35	9%
Prefer not to answer	1	1%	2	1%	33	1%	7	2%

Survey question: B4. Are you aware of the reasons the Province of B.C. states for the needs o reduce predator to recover caribou? Numbers might not add to 100% due to rounding. Values at 0% indicate less than 1% of respondents selected this option. – option not selected.

**Table B20: Awareness of Reasons for Predator Reduction by the Province of B.C. by Stakeholder Group**  
**Continued**

Region	Associated with Environmental/ Ecosystem Protection (n=3,322)		Associated with Resource Extraction (forestry, mining, oil & gas) (n=248)		Concerned Citizen or Business Individual (n=6,8546)		Scientist (n=54)	
	#	%	#	%	#	%	#	%
Yes	2,954	89%	227	92%	6,040	88%	51	94%
No	323	10%	16	6%	730	11%	2	4%
Prefer not to answer	45	1%	5	2%	86	1%	1	2%

Survey question: B4. Are you aware of the reasons the Province of B.C. states for the needs o reduce predator to recover caribou? Numbers might not add to 100% due to rounding. Values at 0% indicate less than 1% of respondents selected this option. – option not selected.

**Table B21: Awareness of Reasons for Predator Reduction by the Province of B.C. by Identity**

Region	Indigenous (n=1,002)		Visible Minority/ New Canadian (n=1,183)		Do Not Identify with Any Group (n=12,733)	
	#	%	#	%	#	%
Yes	895	89%	1,055	89%	11,489	90%
No	94	9%	118	10%	1,087	9%
Prefer not to answer	13	1%	10	1%	157	1%

Survey question: B4. Are you aware of the reasons the Province of B.C. states for the needs o reduce predator to recover caribou? Numbers might not add to 100% due to rounding. Values at 0% indicate less than 1% of respondents selected this option. – option not selected.

**Table B22: Agreement on the Necessity of Predator Reduction by Region of Residence**

	Northeast (n=652)		Skeena (n=348)		Omineca (n=726)		Cariboo (n=670)		Kootenay Boundary (n=1,429)	
	#	%	#	%	#	%	#	%	#	%
Strongly Agree	486	75%	198	57%	542	75%	385	57%	660	46%
Agree	43	7%	27	8%	52	7%	29	4%	93	7%
Neutral	10	2%	10	3%	18	2%	14	2%	48	3%
Disagree	32	5%	19	5%	34	5%	59	9%	206	14%
Strongly Disagree	79	12%	93	27%	76	10%	129	27%	411	29%
Prefer not to answer	2	0%	1	0%	4	1%	4	1%	11	1%

Survey question: B5. Do you agree predator reduction is a necessary action for caribou recovery? Numbers might not add to 100% due to rounding. Values at 0% indicate less than 1% of respondents selected this option. – option not selected.

**Table B22: Agreement on the Necessity of Predator Reduction by Region of Residence Continued**

Region	Thompson Okanagan (n=1,812)		West Coast (n=3,109)		South Coast (n=4,244)		Out of Province (n=1,969)	
	#	%	#	%	#	%	#	%
Strongly Agree	749	41%	560	18%	896	21%	439	22%



Region	Thompson Okanagan (n=1,812)		West Coast (n=3,109)		South Coast (n=4,244)		Out of Province (n=1,969)	
	#	%	#	%	#	%	#	%
Agree	104	6%	118	4%	140	3%	75	4%
Neutral	68	4%	126	4%	161	4%	60	3%
Disagree	260	14%	621	20%	840	20%	275	14%
Strongly Disagree	415	34%	1,671	54%	2,185	51%	1,110	56%
Prefer not to answer	11	1%	16	1%	22	1%	10	1%

Survey question: B5. Do you agree predator reduction is a necessary action for caribou recovery? Numbers might not add to 100% due to rounding. Values at 0% indicate less than 1% of respondents selected this option. – option not selected.

**Table B23: Agreement on the Necessity of Predator Reduction by Region of Residence**

Region	Agree/Strongly Agree		Neutral		Disagree/ Strongly Disagree	
	#	%	#	%	#	%
Omineca (n=722)	594	82%	18	2%	110	15%
Northeast (n=650)	529	81%	10	2%	111	17%
Skeena (n=347)	225	65%	10	3%	112	32%
Cariboo (n=666)	414	62%	14	2%	238	36%
Kootenay-Boundary (n=1,418)	753	53%	48	3%	617	44%
Thompson-Okanagan (n=1,796)	853	47%	68	4%	875	49%
West Coast (n=3,096)	678	22%	126	4%	2,292	74%
South Coast (n=4,222)	1,036	25%	161	4%	3,025	72%
Out of Province (n=1,959)	514	26%	60	3%	1,385	71%

Survey question: B5. Do you agree predator reduction is a necessary action for caribou recovery? Combined values of those who agree/strongly agree and disagree/strongly disagree with statement; excludes those who preferred not to provide a response to the question. Numbers might not add to 100% due to rounding.

**Table B24: Agreement on the Necessity of Predator Reduction by Stakeholder Group**

Region	Guide Outfitting (n=155)		Associated with Eco-Tourism Industry (n=221)		Hunter/ Trapper (n=3,663)		Associated with First Nations or Indigenous Interest Group(S) (n=385)	
	#	%	#	%	#	%	#	%
Strongly Agree	132	85%	53	24%	3,262	89%	151	39%
Agree	9	6%	12	5%	277	8%	17	4%
Neutral	1	1%	21	5%	33	1%	17	4%
Disagree	6	4%	45	20%	25	1%	43	11%
Strongly Disagree	6	4%	98	44%	51	1%	153	40%
Prefer not to answer	1	1%	1	0%	15	0%	4	1%

Survey question: B5. Do you agree predator reduction is a necessary action for caribou recovery? Numbers might not add to 100% due to rounding. Values at 0% indicate less than 1% of respondents selected this option. – option not selected.

**Table B24: Agreement on the Necessity of Predator Reduction by Stakeholder Group Continued**

Region	Associated with Environmental/ Ecosystem Protection (n=3,322)		Associated with Resource Extraction (forestry, mining, oil & gas) (n=248)		Concerned Citizen or Business Individual (n=6,856)		Scientist (n=54)	
	#	%	#	%	#	%	#	%
Strongly Agree	336	10%	141	57%	821	12%	11	20%
Agree	141	4%	23	9%	190	3%	5	9%
Neutral	153	5%	8	3%	285	4%	2	4%
Disagree	688	21%	26	10%	1,500	22%	10	19%
Strongly Disagree	1,987	60%	50	20%	4,019	59%	25	46%
Prefer not to answer	17	1%	--	--	41	1%	1	2%

Survey question: B5. Do you agree predator reduction is a necessary action for caribou recovery? Numbers might not add to 100% due to rounding. Values at 0% indicate less than 1% of respondents selected this option. – option not selected.

**Table B25: Agreement on the Necessity of Predator Reduction by Stakeholder Group**

Region	Agree/Strongly Agree		Neutral		Disagree/ Strongly Disagree	
	#	%	#	%	#	%
Concerned citizen or business individual (n=6,815)	1,011	15%	285	4%	5,519	81%
Hunter/Trapper (n=3,648)	3,539	97%	33	1%	76	2%
Associated with environmental/ecosystem protection (n=3,305)	477	14%	153	5%	2,675	81%
Associated with First Nations or Indigenous stakeholder group(s) (n=381)	168	44%	17	4%	196	51%
Associated with resource extraction (forestry, mining, oil & gas) (n=248)	164	66%	8	3%	76	31%
Associated with eco-tourism industry (n=220)	65	30%	12	5%	143	65%
Guide outfitting (n=154)	141	92%	1	1%	12	8%
Scientist (n=53)	16	30%	2	4%	35	66%

Survey question: B5. Do you agree predator reduction is a necessary action for caribou recovery? Combined values of those who agree/strongly agree and disagree/strongly disagree with statement; excludes those who preferred not to provide a response to the question. Numbers might not add to 100% due to rounding.

**Table B26: Agreement on the Necessity of Predator Reduction by Identity**

Region	Indigenous (n=1,002)		Visible Minority/ New Canadian (n=1,183)		Do Not Identify with Any Group (n=12,733)	
	#	%	#	%	#	%
Strongly Agree	489	49%	343	29%	4,064	32%
Agree	45	4%	51	4%	578	5%

Region	Indigenous (n=1,002)		Visible Minority/ New Canadian (n=1,183)		Do Not Identify with Any Group (n=12,733)	
	#	%	#	%	#	%
Neutral	29	3%	48	4%	440	3%
Disagree	95	9%	172	15%	2,084	16%
Strongly Disagree	337	34%	562	48%	5,501	43%
Strongly Agree	7	1%	7	1%	66	1%

Survey question: B5. Do you agree predator reduction is a necessary action for caribou recovery? Numbers might not add to 100% due to rounding. Values at 0% indicate less than 1% of respondents selected this option.

**Table B27: Agreement on the Necessity of Predator Reduction by Identity**

Region	Agree/Strongly Agree		Neutral		Disagree/ Strongly Disagree	
	#	%	#	%	#	%
Indigenous (n=995)	534	54%	29	3%	432	43%
Visible Minority/New Canadian (n=1,176)	394	34%	48	4%	734	62%
Do not identify with above groups (n=12,667)	4,642	43%	440	3%	7,585	60%

Survey question: B5. Do you agree predator reduction is a necessary action for caribou recovery? Combined values of those who agree/strongly agree and disagree/strongly disagree with statement; excludes those who preferred not to provide a response to the question. Numbers might not add to 100% due to rounding.

**Table B28: Reasons for Disagreement with Necessity of Predator Reduction by Region of Residence**

	Northeast (n=111)		Skeena (n=112)		Omineca (n=110)		Cariboo (n=238)		Kootenay Boundary (n=612)	
	#	%	#	%	#	%	#	%	#	%
There are better options to achieve the same end	87	78%	90	80%	82	75%	202	85%	517	84%
I am opposed to killing wolves to immediately stop the decline of these caribou herds	55	50%	70	63%	54	49%	137	58%	352	58%
It is inhumane	51	46%	60	54%	54	49%	127	53%	312	51%
Human activity is greater threat to caribou herds	11	10%	5	4%	8	7%	17	7%	60	10%
Habitat loss main reason for decline	8	7%	7	6%	10	9%	8	3%	54	9%
No proof/statistics to say culling works	5	5%	4	4%	6	5%	7	3%	12	2%
Ineffective/ doesn't work	2	2%	4	4%	3	3%	8	3%	13	2%

	Northeast (n=111)		Skeena (n=112)		Omineca (n=110)		Cariboo (n=238)		Kootenay Boundary (n=612)	
	#	%	#	%	#	%	#	%	#	%
Nature will balance itself	2	2%	2	2%	3	3%	6	3%	12	2%
Predators crucial to herd health	2	2%	--	--	1	1%	4	2%	7	1%
Band-aid/temporary solution	--	--	--	--	2	2%	1	0%	14	2%
Too costly, waste of money	--	--	--	--	--	--	1	0%	1	0%
Other	--	--	--	--	--	--	2	1%	2	0%
Prefer not to answer	3	3%	--	--	2	2%	1	0%	5	0%

Survey question: B5b. If you disagree with predator reduction for caribou recovery, please tell us why? Multiple responses permitted. Numbers might not add to 100% due to rounding. Values at 0% indicate less than 1% of respondents selected this option. -- option not selected.

**Table B28: Reasons for Disagreement with Necessity of Predator Reduction by Region of Residence Continued**

Region	Thompson Okanagan (n=871)		West Coast (n=2,280)		South Coast (n=3,020)		Out of Province (n=1,383)	
	#	%	#	%	#	%	#	%
There are better options to achieve the same end	707	81%	1,907	84%	2,569	85%	1,127	81%
I am opposed to killing wolves to immediately stop the decline of these caribou herds	515	59%	1,331	58%	1,879	62%	835	60%
It is inhumane	471	54%	1,275	56%	1,809	60%	778	56%
Human activity is greater threat to caribou herds	49	6%	98	4%	153	5%	83	6%
Habitat loss main reason for decline	30	3%	87	4%	109	4%	50	4%
No proof/statistics to say culling works	12	1%	61	3%	102	3%	65	5%
Ineffective/ doesn't work	20	2%	39	2%	75	2%	24	2%
Nature will balance itself	24	3%	51	2%	57	2%	26	2%
Predators crucial to herd health	11	1%	24	1%	33	1%	17	1%
Band-aid/temporary solution	6	1%	20	1%	31	1%	9	1%
Too costly, waste of money	--	--	2	0%	4	0%	2	0%
Other	2	0%	7	0%	13	0%	7	1%
Prefer not to answer	2	0%	5	0%	3	0%	3	0%

Survey question: B5b. If you disagree with predator reduction for caribou recovery, please tell us why? Multiple responses permitted. Numbers might not add to 100% due to rounding. Values at 0% indicate less than 1% of respondents selected this option. -- option not selected.

**Table B29: Reasons for Disagreement with Necessity of Predator Reduction by Stakeholder Group**

Region	Guide Outfitting (n=12)*	Associated with Eco-Tourism Industry (n=143)		Hunter/Trapper (n=74)		Associated with First Nations or Indigenous Interest Group(s) (n=195)	
	#	#	%	#	%	#	%
There are better options to achieve the same end	10	121	85%	56	76%	157	81%
I am opposed to killing wolves to immediately stop the decline of these caribou herds	7	82	57%	29	39%	126	65%
It is inhumane	7	66	46%	15	20%	107	55%
Human activity is greater threat to caribou herds	--	4	3%	4	5%	10	5%
Habitat loss main reason for decline	1	13	9%	6	8%	5	3%
No proof/statistics to say culling works	--	3	2%	2	3%	11	6%
Ineffective/ doesn't work	--	4	3%	2	3%	2	1%
Nature will balance itself	--	2	1%	1	1%	5	3%
Predators crucial to herd health	--	2	1%	--	--	2	1%
Band-aid/temporary solution	--	2	1%	1	1%	1	1%
Too costly, waste of money	--	--	--	1	1%	1	1%
Other	--	--	--	--	--	3	2%
Prefer not to answer	1	--	--	8	11%	3	2%

Survey question: B5b. If you disagree with predator reduction for caribou recovery, please tell us why? Multiple responses permitted. Numbers might not add to 100% due to rounding. Values at 0% indicate less than 1% of respondents selected this option. -- option not selected. \*Base size too small to report proportions.

**Table B29: Reasons for Disagreement with Necessity of Predator Reduction by Stakeholder Group  
Continued**

Region	Associated with Environmental/ Ecosystem Protection (n=2,666)		Associated with Resource Extraction (forestry, mining, oil & gas) (n=76)		Concerned Citizen or Business Individual (n=5,503)		Scientist (n=35)	
	#	%	#	%	#	%	#	%
There are better options to achieve the same end	2,237	84%	64	84%	4,601	84%	23	66%
I am opposed to killing wolves to immediately stop the decline of these caribou herds	1,632	61%	38	50%	3,295	60%	11	31%
It is inhumane	1,483	56%	35	46%	3,211	58%	12	34%
Human activity is greater threat to caribou herds	170	6%	3	4%	281	5%	7	20%

Region	Associated with Environmental/ Ecosystem Protection (n=2,666)		Associated with Resource Extraction (forestry, mining, oil & gas) (n=76)		Concerned Citizen or Business Individual (n=5,503)		Scientist (n=35)	
	#	%	#	%	#	%	#	%
Habitat loss main reason for decline	128	5%	6	8%	191	3%	8	23%
No proof/statistics to say culling works	85	3%	1	1%	169	3%	3	9%
Ineffective/ doesn't work	73	3%	1	1%	106	2%	3	9%
Nature will balance itself	50	2%	2	3%	118	2%	--	--
Predators crucial to herd health	35	1%	2	3%	51	1%	2	6%
Band-aid/temporary solution	36	1%	--	--	44	1%	--	--
Too costly, waste of money	4	0%	--	--	4	0%	--	--
Other	6	0%	--	--	20	0%	1	3%
Prefer not to answer	1	0%	--	--	9	0%	2	6%

Survey question: B5b. If you disagree with predator reduction for caribou recovery, please tell us why? Multiple responses permitted. Numbers might not add to 100% due to rounding. Values at 0% indicate less than 1% of respondents selected this option. -- option not selected.

**Table B30: Reasons for Disagreement with Necessity of Predator Reduction by Identity**

Region	Indigenous (n=431)		Visible Minority/ New Canadian (n=734)		Do Not Identify with Any Group (n=7,559)	
	#	%	#	%	#	%
There are better options to achieve the same end	366	85%	644	88%	6,278	83%
I am opposed to killing wolves to immediately stop the decline of these caribou herds	266	62%	491	67%	4,468	59%
It is inhumane	244	57%	464	63%	4,232	56%
Human activity is greater threat to caribou herds	31	7%	34	5%	415	5%
Habitat loss main reason for decline	13	3%	26	4%	319	4%
No proof/statistics to say culling works	17	4%	28	4%	224	3%
Ineffective/ doesn't work	5	1%	21	3%	165	2%
Nature will balance itself	9	2%	15	2%	156	2%
Predators crucial to herd health	4	1%	5	1%	87	1%
Band-aid/temporary solution	1	0%	7	1%	72	1%
Too costly, waste of money	--	--	1	0%	9	0%
Other	3	1%	4	1%	27	0%
Prefer not to answer	2	0%	--	--	21	0%

Survey question: B5b. If you disagree with predator reduction for caribou recovery, please tell us why? Multiple responses permitted. Numbers might not add to 100% due to rounding. Values at 0% indicate less than 1% of respondents selected this option.

**Table B31: Opinions on Whether Herds Should be Added or Removed from Predator Reduction List by Region of Residence**

	Northeast (n=652)		Skeena (n=348)		Omineca (n=726)		Cariboo (n=670)		Kootenay Boundary (n=1,492)	
	#	%	#	%	#	%	#	%	#	%
Yes, add to list	96	15%	73	21%	125	17%	92	14%	179	13%
Yes, remove from list	27	4%	33	9%	19	3%	51	8%	160	11%
No	242	37%	75	22%	212	29%	192	29%	349	24%
I don't know / no opinion	294	45%	170	49%	377	52%	341	51%	754	53%

Survey question: B6. Are there any herds that you feel should be added to or removed from predator reduction for caribou recovery? Multiple responses permitted. Numbers might not add to 100% due to rounding. Values at 0% indicate less than 1% of respondents selected this option. – option not selected.

**Table B31: Opinions on Whether Herds Should be Added or Removed from Predator Reduction List by Region of Residence Continued**

Region	Thompson Okanagan (n=1,812)		West Coast (n=3,109)		South Coast (n=4,244)		Out of Province (n=1,969)	
	#	%	#	%	#	%	#	%
Yes, add to list	134	7%	120	4%	193	5%	84	4%
Yes, remove from list	137	8%	281	9%	378	9%	203	10%
No	429	24%	764	25%	925	22%	519	26%
I don't know / no opinion	1,132	62%	1,964	63%	2,783	66%	1,177	69%

Survey question: B6. Are there any herds that you feel should be added to or removed from predator reduction for caribou recovery? Multiple responses permitted. Numbers might not add to 100% due to rounding. Values at 0% indicate less than 1% of respondents selected this option. – option not selected.

**Table B32: Opinions on Whether Herds Should be Added or Removed from Predator Reduction List by Stakeholder Group**

Region	Guide Outfitting (n=155)		Associated with Eco-Tourism Industry (n=221)		Hunter/ Trapper (n=3,663)		Associated with First Nations or Indigenous Interest Group(S) (n=385)	
	#	%	#	%	#	%	#	%
Yes, add to list	40	26%	18	8%	615	17%	60	16%
Yes, remove from list	3	2%	33	15%	26	1%	37	10%
No	42	27%	61	28%	1,025	28%	91	24%
I don't know / no opinion	71	46%	114	52%	2,028	55%	201	52%

Survey question: B6. Are there any herds that you feel should be added to or removed from predator reduction for caribou recovery? Multiple responses permitted. Numbers might not add to 100% due to rounding. Values at 0% indicate less than 1% of respondents selected this option. – option not selected.



**Table B32: Opinions on Whether Herds Should be Added or Removed from Predator Reduction List by Stakeholder Group Continued**

Region	Associated with Environmental/ Ecosystem Protection (n=3,322)		Associated with Resource Extraction (forestry, mining, oil & gas) (n=248)		Concerned Citizen or Business Individual (n=6,856)		Scientist (n=54)	
	#	%	#	%	#	%	#	%
Yes, add to list	129	4%	26	10%	205	3%	7	13%
Yes, remove from list	432	13%	19	8%	725	11%	14	26%
No	820	25%	79	32%	1,564	23%	15	28%
I don't know / no opinion	1,970	59%	126	51%	4,414	64%	21	39%

Survey question: B6. Are there any herds that you feel should be added to or removed from predator reduction for caribou recovery? Multiple responses permitted. Numbers might not add to 100% due to rounding. Values at 0% indicate less than 1% of respondents selected this option. – option not selected.

**Table B33: Opinions on Whether Herds Should be Added or Removed from Predator Reduction List by Identity**

Region	Indigenous (n=1,002)		Visible Minority/ New Canadian (n=1,183)		Do Not Identify with Any Group (n=12,733)	
	#	%	#	%	#	%
Yes, add to list	136	14%	99	8%	859	7%
Yes, remove from list	81	8%	116	10%	1,092	9%
No	270	27%	338	29%	3,096	24%
I don't know / no opinion	533	53%	641	54%	7,784	61%

Survey question: B6. Are there any herds that you feel should be added to or removed from predator reduction for caribou recovery? Multiple responses permitted. Numbers might not add to 100% due to rounding. Values at 0% indicate less than 1% of respondents selected this option. – option not selected.

**Table B34: Herds to be Added to Predator Reduction List by Region of Residence**

	Northeast (n=96)		Skeena (n=73)		Omineca (n=125)		Cariboo (n=92)		Kootenay Boundary (n=179)	
	#	%	#	%	#	%	#	%	#	%
Muskwa	71	74%	29	40%	57	46%	36	39%	51	28%
Spatsizi	36	38%	44	60%	68	54%	38	41%	52	29%
Purcells South	17	18%	19	26%	44	35%	29	32%	128	72%
North Cariboo	23	24%	24	33%	56	45%	61	66%	44	25%
Wells Gray North	20	21%	21	29%	57	46%	57	62%	46	26%
Purcells Central	17	18%	19	26%	45	36%	29	32%	118	66%
Wells Gray South	19	20%	21	29%	55	44%	56	61%	46	26%
Central Rockies	24	25%	21	29%	50	40%	35	38%	72	40%
Atlin	34	35%	41	56%	56	45%	35	38%	46	26%
South Selkirks	16	17%	16	22%	43	34%	27	29%	109	61%
Columbia South	16	17%	19	26%	40	32%	29	32%	92	51%



	Northeast (n=96)		Skeena (n=73)		Omineca (n=125)		Cariboo (n=92)		Kootenay Boundary (n=179)	
	#	%	#	%	#	%	#	%	#	%
Barkerville	21	22%	24	33%	57	46%	61	66%	41	23%
Telkwa	26	27%	54	74%	51	41%	34	37%	39	22%
Wolverine	42	44%	25	34%	61	49%	31	34%	42	23%
Tweedsmuir	24	25%	29	40%	57	46%	47	51%	41	23%
Liard Plateau	45	47%	23	32%	48	38%	32	35%	47	26%
Finlay	33	34%	22	30%	61	49%	32	35%	48	27%
Edziza	25	26%	40	55%	57	46%	32	35%	40	22%
Gataga	46	48%	18	25%	48	38%	27	29%	45	25%
Takla	22	23%	27	37%	58	46%	30	33%	42	23%
Monashee	17	18%	19	26%	42	34%	28	30%	53	30%
Westside Fort Nelson	50	52%	19	26%	39	31%	31	34%	40	22%
Frog	41	43%	19	26%	46	37%	28	30%	41	23%
Chase	21	22%	21	29%	44	35%	28	30%	40	22%
Horseranch	24	25%	29	40%	41	33%	28	30%	45	25%
Burnt Pine	41	43%	17	23%	41	33%	25	27%	37	21%
Level-Kawdy	24	25%	29	40%	45	36%	25	27%	45	25%
Little Rancheria	28	29%	27	37%	42	34%	27	29%	41	23%
Swan Lake	25	26%	22	30%	37	30%	28	30%	45	25%
Thutade	23	24%	24	33%	50	40%	28	30%	36	20%
Rabbit	36	38%	20	27%	38	30%	24	26%	39	22%
Rainbows	18	19%	21	29%	42	34%	39	42%	35	20%
Narrow Lake	17	18%	19	26%	52	42%	33	36%	38	21%
Carcross	23	24%	27	37%	38	30%	23	25%	38	21%
George Mtn	18	19%	19	26%	42	34%	28	30%	36	20%
Groundhog	19	20%	19	26%	36	29%	34	37%	39	22%
Frisby-Boulder	17	18%	17	23%	34	27%	26	28%	42	23%
Maxhamish	38	40%	16	22%	34	27%	23	25%	35	20%
Snake-Sahtaneh	31	32%	16	22%	36	29%	22	24%	38	21%
Charlotte Alplands	17	18%	17	23%	33	26%	31	34%	35	20%
Calendar	23	24%	16	22%	34	27%	22	24%	36	20%
Redrock-Prairie Creek	16	17%	18	25%	36	29%	23	25%	35	20%
Tsenaglode	19	20%	21	29%	35	28%	24	26%	36	20%
Prefer not to answer	2	2%	2	3%	4	3%	3	3%	12	7%

Survey question: B6b. Which BC herds do you feel should be considered for predator reduction for caribou recovery? Asked of those indicating “yes” to question B6. Multiple responses permitted. Numbers might not add to 100% due to rounding. Values at 0% indicate less than 1% of respondents selected this option. – option not selected.

**Table B34: Herds to be Added to Predator Reduction List by Region of Residence Continued**

Region	Thompson Okanagan (n=134)		West Coast (n=119)		South Coast (n=193)		Out of Province (n=84)	
	#	%	#	%	#	%	#	%
Muskwa	61	46%	62	52%	88	46%	43	51%
Spatsizi	59	44%	60	50%	87	45%	34	40%
Purcells South	63	47%	46	39%	78	40%	29	35%
North Cariboo	58	43%	61	51%	89	46%	34	40%
Wells Gray North	74	55%	53	45%	87	45%	29	35%
Purcells Central	62	46%	47	39%	77	40%	28	33%
Wells Gray South	74	55%	52	44%	87	45%	29	35%
Central Rockies	56	42%	54	45%	84	44%	36	43%
Atlin	48	36%	58	49%	79	41%	31	37%
South Selkirks	49	37%	47	39%	81	42%	28	33%
Columbia South	59	44%	45	38%	76	39%	29	35%
Barkerville	48	36%	50	42%	74	38%	27	32%
Telkwa	48	36%	52	44%	75	39%	24	29%
Wolverine	42	31%	50	42%	72	37%	34	40%
Tweedsmuir	45	34%	55	46%	73	38%	23	27%
Liard Plateau	47	35%	49	41%	67	35%	33	39%
Finlay	46	34%	45	38%	70	36%	30	36%
Edziza	47	35%	51	43%	65	34%	27	32%
Gataga	44	33%	51	43%	72	37%	30	36%
Takla	38	28%	51	43%	73	38%	25	30%
Monashee	62	46%	46	39%	71	37%	25	30%
Westside Fort Nelson	39	29%	49	41%	67	35%	28	33%
Frog	42	31%	43	36%	68	35%	32	38%
Chase	48	36%	46	39%	74	38%	25	30%
Horseranch	37	28%	42	35%	63	33%	36	43%
Burnt Pine	40	30%	49	41%	64	33%	30	36%
Level-Kawdy	39	29%	41	34%	64	33%	30	36%
Little Rancheria	35	26%	43	36%	62	32%	33	39%
Swan Lake	36	27%	46	39%	59	31%	35	42%
Thutade	41	31%	44	37%	58	30%	24	29%
Rabbit	38	28%	40	34%	60	31%	31	37%
Rainbows	37	28%	44	37%	67	35%	23	27%
Narrow Lake	36	27%	43	36%	56	29%	26	31%
Carcross	37	28%	46	39%	63	33%	26	31%
George Mtn	34	25%	45	38%	62	32%	28	33%
Groundhog	38	28%	41	34%	61	32%	26	31%
Frisby-Boulder	43	32%	40	34%	60	31%	24	29%
Maxhamish	33	25%	37	31%	59	31%	22	26%
Snake-Sahtaneh	33	25%	38	32%	56	29%	23	27%
Charlotte Alplands	32	24%	41	34%	61	32%	24	29%

Region	Thompson Okanagan (n=134)		West Coast (n=119)		South Coast (n=193)		Out of Province (n=84)	
	#	%	#	%	#	%	#	%
Calendar	34	25%	42	35%	59	31%	23	27%
Redrock-Prairie Creek	33	25%	43	36%	59	31%	24	29%
Tsenaglude	34	25%	39	33%	55	28%	24	29%
Prefer not to answer	9	7%	15	13%	29	15%	15	18%

Survey question: B6b. Which BC herds do you feel should be considered for predator reduction for caribou recovery? Asked of those indicating “yes” to question B6. Multiple responses permitted. Numbers might not add to 100% due to rounding. Values at 0% indicate less than 1% of respondents selected this option. – option not selected.

**Table B35: Herds to be Added to Predator Reduction List by Stakeholder Group**

Region	Guide Outfitting (n=40)		Associated with Eco-Tourism Industry (n=18)*		Hunter/Trapper (n=615)		Associated with First Nations or Indigenous Interest Group(s) (n=60)	
	#	%	#	%	#	%	#	%
Muskwa	22	55%	8	44%	293	48%	36	60%
Spatsizi	21	53%	6	33%	282	46%	33	55%
Purcells South	11	28%	5	28%	266	43%	22	37%
North Cariboo	12	30%	8	44%	255	41%	25	42%
Wells Gray North	13	33%	8	44%	240	39%	23	38%
Purcells Central	12	30%	4	22%	259	42%	22	37%
Wells Gray South	11	28%	7	39%	238	39%	24	40%
Central Rockies	11	28%	11	61%	236	38%	21	35%
Atlin	19	48%	6	33%	250	41%	22	37%
South Selkirks	10	25%	5	28%	239	39%	18	30%
Columbia South	9	23%	7	39%	230	37%	23	38%
Barkerville	15	38%	6	33%	219	36%	21	35%
Telkwa	12	30%	7	39%	226	37%	20	33%
Wolverine	12	30%	9	50%	204	33%	28	47%
Tweedsmuir	11	28%	7	39%	212	34%	21	35%
Liard Plateau	19	48%	5	28%	217	35%	24	40%
Finlay	17	43%	6	33%	207	34%	26	43%
Edziza	15	38%	5	28%	214	35%	27	45%
Gataga	17	43%	7	39%	212	34%	28	47%
Takla	12	30%	5	28%	199	32%	20	33%
Monashee	9	23%	8	44%	208	34%	18	30%
Westside Fort Nelson	14	35%	8	44%	201	33%	18	30%
Frog	16	40%	6	33%	199	32%	24	40%
Chase	11	28%	5	28%	185	30%	20	33%
Horseranch	20	50%	6	33%	179	29%	19	32%
Burnt Pine	10	25%	8	44%	181	29%	17	28%
Level-Kawdy	17	43%	4	22%	191	31%	17	28%

Region	Guide Outfitting (n=40)		Associated with Eco-Tourism Industry (n=18)*		Hunter/Trapper (n=615)		Associated with First Nations or Indigenous Interest Group(s) (n=60)	
	#	%	#	%	#	%	#	%
Little Rancheria	15	38%	6	33%	185	30%	15	25%
Swan Lake	14	35%	5	28%	172	28%	18	30%
Thutade	13	33%	5	28%	173	28%	23	38%
Rabbit	18	45%	4	22%	172	28%	20	33%
Rainbows	10	25%	5	28%	170	28%	22	37%
Narrow Lake	10	25%	5	28%	174	28%	15	25%
Carcross	14	35%	6	33%	175	28%	14	23%
George Mtn	11	28%	4	22%	163	27%	20	33%
Groundhog	11	28%	5	28%	162	26%	19	32%
Frisby-Boulder	9	23%	4	22%	164	27%	17	28%
Maxhamish	11	28%	4	22%	161	26%	14	23%
Snake-Sahtaneh	11	28%	5	28%	154	25%	14	23%
Charlotte Alplands	9	23%	5	28%	151	25%	14	23%
Calendar	11	28%	4	22%	153	25%	13	22%
Redrock-Prairie Creek	9	23%	5	28%	152	25%	14	23%
Tsenaglode	10	25%	4	22%	151	25%	13	22%
Prefer not to answer	--	--	2	11%	17	3%	3	5%

Survey question: B6b. Which BC herds do you feel should be considered for predator reduction for caribou recovery? Asked of those indicating "yes" to question B6. Multiple responses permitted. Numbers might not add to 100% due to rounding. Values at 0% indicate less than 1% of respondents selected this option. – option not selected. \*Small base size, interpret with caution.

**Table B35: Herds to be Added to Predator Reduction List by Stakeholder Group Continued**

Region	Associated with Environmental/Ecosystem Protection (n=129)		Associated with Resource Extraction (forestry, mining, oil & gas) (n=26)*		Concerned Citizen or Business Individual (n=204)		Scientist (n=7)**
	#	%	#	%	#	%	#
Muskwa	43	33%	11	42%	81	40%	3
Spatsizi	46	35%	11	42%	80	39%	3
Purcells South	48	37%	14	54%	85	42%	1
North Cariboo	45	35%	14	54%	89	44%	2
Wells Gray North	53	41%	15	58%	88	43%	3
Purcells Central	46	35%	14	54%	83	41%	1
Wells Gray South	54	42%	15	58%	87	43%	2
Central Rockies	53	41%	11	42%	85	42%	2
Atlin	39	30%	11	42%	77	38%	2
South Selkirks	48	37%	13	50%	81	40%	1
Columbia South	49	38%	12	46%	75	37%	1
Barkerville	45	35%	14	54%	82	40%	2

Region	Associated with Environmental/ Ecosystem Protection (n=129)		Associated with Resource Extraction (forestry, mining, oil & gas) (n=26)*		Concerned Citizen or Business Individual (n=204)		Scientist (n=7)**
	#	%	#	%	#	%	
Telkwa	43	33%	14	54%	78	38%	1
Wolverine	43	33%	16	62%	83	41%	2
Tweedsmuir	44	34%	14	54%	83	41%	2
Liard Plateau	39	30%	10	38%	73	36%	2
Finlay	41	32%	12	46%	74	36%	2
Edziza	40	31%	9	35%	73	36%	1
Gataga	39	30%	8	31%	69	34%	3
Takla	37	28%	12	46%	78	38%	1
Monashee	37	28%	10	38%	72	35%	1
Westside Fort Nelson	37	28%	12	46%	70	34%	2
Frog	37	28%	8	31%	65	32%	3
Chase	41	32%	12	46%	72	35%	1
Horseranch	37	28%	8	31%	71	35%	2
Burnt Pine	38	29%	13	50%	75	37%	2
Level-Kawdy	35	27%	8	31%	68	33%	1
Little Rancheria	38	29%	9	35%	65	32%	2
Swan Lake	37	28%	9	35%	73	36%	2
Thutade	35	27%	10	38%	67	33%	1
Rabbit	34	26%	8	31%	64	32%	3
Rainbows	37	28%	11	42%	69	34%	1
Narrow Lake	35	27%	9	35%	70	34%	1
Carcross	36	28%	9	35%	61	30%	2
George Mtn	33	25%	10	38%	68	33%	1
Groundhog	36	28%	10	38%	68	33%	1
Frisby-Boulder	34	26%	9	35%	63	31%	1
Maxhamish	34	26%	9	35%	61	30%	1
Snake-Sahtaneh	35	27%	9	35%	62	31%	1
Charlotte Alplands	34	26%	9	35%	65	32%	1
Calendar	34	26%	9	35%	61	30%	1
Redrock-Prairie Creek	33	25%	9	35%	62	31%	1
Tsenaglode	34	26%	8	31%	63	31%	1
Prefer not to answer	30	24%	2	8%	34	16%	3

Survey question: B6b. Which BC herds do you feel should be considered for predator reduction for caribou recovery? Asked of those indicating "yes" to question B6. Multiple responses permitted. Numbers might not add to 100% due to rounding. Values at 0% indicate less than 1% of respondents selected this option. – option not selected. \*Small base size, interpret with caution. \*\* Based size too small to report proportions.

**Table B36: Herds to be Added to Predator Reduction List by Identity**

Region	Indigenous (n=136)		Visible Minority/ New Canadian (n=99)		Do Not Identify with Any Group (n=858)	
	#	%	#	%	#	%
Muskwa	77	57%	55	56%	366	43%
Spatsizi	73	54%	53	54%	357	42%
Purcells South	54	40%	44	44%	352	41%
North Cariboo	53	39%	49	49%	348	41%
Wells Gray North	52	38%	48	48%	339	40%
Purcells Central	54	40%	46	46%	339	40%
Wells Gray South	50	37%	46	46%	340	40%
Central Rockies	54	40%	51	52%	326	38%
Atlin	59	43%	48	48%	321	37%
South Selkirks	44	32%	43	43%	325	38%
Columbia South	52	38%	42	42%	311	36%
Barkerville	54	40%	40	40%	310	36%
Telkwa	52	38%	41	41%	308	36%
Wolverine	53	39%	46	46%	305	36%
Tweedsmuir	48	35%	38	38%	307	36%
Liard Plateau	53	39%	46	46%	293	34%
Finlay	56	41%	49	49%	279	33%
Edziza	58	43%	40	40%	289	34%
Gataga	56	41%	42	42%	287	33%
Takla	43	32%	42	42%	282	33%
Monashee	43	32%	39	39%	280	33%
Westside Fort Nelson	48	35%	44	44%	274	32%
Frog	50	37%	41	41%	271	32%
Chase	46	34%	39	39%	262	31%
Horseranch	48	35%	41	41%	258	30%
Burnt Pine	48	35%	39	39%	258	30%
Level-Kawdy	46	34%	38	38%	258	30%
Little Rancheria	41	30%	37	37%	260	30%
Swan Lake	39	29%	39	39%	257	30%
Thutade	49	36%	35	35%	246	29%
Rabbit	44	32%	39	39%	245	29%
Rainbows	47	35%	38	38%	242	28%
Narrow Lake	41	30%	36	36%	243	28%
Carcross	37	27%	37	37%	248	29%
George Mtn	47	35%	36	36%	231	27%
Groundhog	43	32%	35	35%	234	27%
Frisby-Boulder	37	27%	33	33%	233	27%
Maxhamish	37	27%	34	34%	224	26%
Snake-Sahtaneh	35	26%	33	33%	225	26%
Charlotte Alplands	35	26%	36	36%	219	26%

Region	Indigenous (n=136)		Visible Minority/ New Canadian (n=99)		Do Not Identify with Any Group (n=858)	
	#	%	#	%	#	%
Calendar	35	26%	35	35%	219	26%
Redrock-Prairie Creek	35	26%	35	35%	218	25%
Tsenaglade	34	25%	32	32%	220	26%
Prefer not to answer	9	7%	6	6%	79	9%

Survey question: B6b. Which BC herds do you feel should be considered for predator reduction for caribou recovery? Asked of those indicating “yes” to question B6. Multiple responses permitted. Numbers might not add to 100% due to rounding. Values at 0% indicate less than 1% of respondents selected this option.

**Table B37: Herds to be Removed from Predator Reduction List by Region of Residence**

	Northeast (n=27)*		Skeena (n=33)*		Omineca (n=19)*		Cariboo (n=51)		Kootenay Boundary (n=160)	
	#	%	#	%	#	%	#	%	#	%
Central Selkirks	19	70%	25	76%	15	79%	40	78%	153	96%
Columbia North	19	70%	28	85%	16	84%	41	80%	146	91%
North Cariboo Mountains	20	74%	26	79%	16	84%	44	86%	131	82%
Hart Ranges	20	74%	25	76%	16	84%	44	86%	128	80%
Tweedsmuir-Entiako	18	67%	29	88%	14	74%	44	86%	119	74%
Pink Mountain	22	81%	23	70%	17	89%	40	78%	117	73%
Itcha-Ilgachuz	18	67%	23	70%	14	74%	45	88%	119	74%
Quintette	23	85%	23	70%	16	84%	40	78%	116	73%
Klinse-za	20	74%	25	76%	15	79%	41	80%	116	73%
Chinchaga	19	70%	24	73%	16	84%	40	78%	117	73%
Narraway	20	74%	23	70%	16	84%	41	80%	117	73%
Graham	20	74%	24	73%	16	84%	41	80%	118	74%
Kennedy Siding	20	74%	23	70%	13	68%	41	80%	118	74%
Prefer not to answer	--	--	1	3%	--	--	3	6%	4	3%

Survey question: B6c. What herds do you feel should not be considered for predator reduction for caribou recovery? Asked of those indicating “yes” to question B6. Multiple responses permitted. Numbers might not add to 100% due to rounding. Values at 0% indicate less than 1% of respondents selected this option. – option not selected. \*Small base size, interpret with caution. \*\* Small base size, interpret with caution. \*\* Based size too small to report proportions.

**Table B37: Herds to be Removed from Predator Reduction List by Region of Residence Continued**

Region	Thompson Okanagan (n=137)		West Coast (n=281)		South Coast (n=378)		Out of Province (n=203)	
	#	%	#	%	#	%	#	%
Central Selkirks	122	89%	268	95%	348	92%	183	90%
Columbia North	121	88%	266	95%	346	92%	185	91%
North Cariboo Mountains	117	85%	267	95%	347	92%	183	90%
Hart Ranges	115	84%	262	93%	342	90%	185	91%
Tweedsmuir-Entiako	115	84%	265	94%	337	89%	183	90%



Region	Thompson Okanagan (n=137)		West Coast (n=281)		South Coast (n=378)		Out of Province (n=203)	
	#	%	#	%	#	%	#	%
Pink Mountain	115	84%	259	92%	337	89%	186	92%
Itcha-Ilgachuz	112	82%	260	93%	338	89%	184	91%
Quintette	109	80%	261	93%	336	89%	184	91%
Klinse-za	112	82%	259	92%	338	89%	181	89%
Chinchaga	113	82%	258	92%	337	89%	182	90%
Narraway	112	82%	260	93%	334	88%	179	88%
Graham	111	81%	258	92%	334	88%	180	89%
Kennedy Siding	111	81%	261	93%	332	88%	179	88%
Prefer not to answer	9	7%	8	3%	24	6%	11	5%

Survey question B6c. What herds do you feel should not be considered for predator reduction for caribou recovery? Asked of those indicating “yes” to question B6. Multiple responses permitted. Numbers might not add to 100% due to rounding. Values at 0% indicate less than 1% of respondents selected this option. – option not selected.

**Table B38: Herds to be Removed from Predator Reduction List by Stakeholder Group**

Region	Guide Outfitting (n=3)**	Associated with Eco-Tourism Industry (n=33)*		Hunter/Trapper (n=26)*		Associated with First Nations or Indigenous Interest Group(s) (n=37)*	
	#	#	%	#	%	#	%
Central Selkirks	2	28	85%	17	65%	30	82%
Columbia North	2	30	91%	18	69%	31	84%
North Cariboo Mountains	2	30	91%	13	50%	32	87%
Hart Ranges	2	27	82%	14	54%	33	89%
Tweedsmuir-Entiako	2	26	79%	14	54%	31	84%
Pink Mountain	2	26	79%	13	50%	31	84%
Itcha-Ilgachuz	2	24	73%	12	46%	32	87%
Quintette	2	27	82%	14	54%	31	84%
Klinse-za	2	25	76%	12	46%	30	82%
Chinchaga	2	24	73%	12	46%	31	84%
Narraway	2	25	76%	14	54%	30	82%
Graham	2	24	73%	12	46%	30	82%
Kennedy Siding	2	24	73%	12	46%	31	84%
Prefer not to answer	1	1	3%	4	15%	3	8%

Survey question: B6c. What herds do you feel should not be considered for predator reduction for caribou recovery? Asked of those indicating “yes” to question B6. Multiple responses permitted. Numbers might not add to 100% due to rounding. Values at 0% indicate less than 1% of respondents selected this option. – option not selected. \*Small base size, interpret with caution. \*\* Based size too small to report proportions.



**Table B38: Herds to be Removed from Predator Reduction List by Stakeholder Group Continued**

Region	Associated with Environmental/ Ecosystem Protection (n=432)		Associated with Resource Extraction (forestry, mining, oil & gas) (n=19)*		Concerned Citizen or Business Individual (n=725)		Scientist (n=14)*	
	#	%	#	%	#	%	#	%
Central Selkirks	403	93%	16	84%	669	92%	11	79%
Columbia North	398	92%	16	84%	662	91%	13	93%
North Cariboo Mountains	394	91%	16	84%	654	90%	12	86%
Hart Ranges	392	91%	16	84%	644	89%	12	86%
Tweedsmuir-Entiako	383	89%	17	89%	645	89%	11	79%
Pink Mountain	380	88%	17	89%	638	88%	11	79%
Itcha-Ilgachuz	377	87%	16	84%	642	89%	11	79%
Quintette	373	86%	17	89%	636	88%	10	71%
Klinse-za	377	87%	16	84%	637	88%	11	79%
Chinchaga	380	88%	16	84%	633	87%	11	79%
Narraway	378	88%	16	84%	629	87%	12	86%
Graham	377	87%	16	84%	634	88%	10	71%
Narraway	375	87%	15	79%	630	87%	11	79%
Prefer not to answer	14	3%	--	--	33	5%	1	7%

Survey question: B6c. What herds do you feel should not be considered for predator reduction for caribou recovery? Asked of those indicating "yes" to question B6. Multiple responses permitted. Numbers might not add to 100% due to rounding. Values at 0% indicate less than 1% of respondents selected this option. – option not selected. \*Small base size, interpret with caution.

**Table B39: Herds to be Removed from Predator Reduction List by Identity**

Region	Indigenous (n=81)		Visible Minority/ New Canadian (n=116)		Do Not Identify with Any Group (n=1,092)	
	#	%	#	%	#	%
Central Selkirks	68	84%	105	91%	999	91%
Columbia North	69	85%	104	90%	995	91%
North Cariboo Mountains	66	81%	100	86%	983	90%
Hart Ranges	68	84%	105	91%	966	88%
Tweedsmuir-Entiako	67	83%	100	86%	959	88%
Pink Mountain	67	83%	100	86%	950	87%
Itcha-Ilgachuz	63	78%	101	87%	949	87%
Quintette	64	79%	102	88%	942	86%
Klinse-za	63	78%	98	84%	945	87%
Chinchaga	64	79%	100	86%	943	86%
Narraway	64	79%	99	85%	939	86%
Graham	63	78%	98	84%	939	86%
Kennedy Siding	65	80%	101	87%	932	85%
Prefer not to answer	4	5%	6	5%	47	4%

Survey question: B6c. What herds do you feel should not be considered for predator reduction for caribou recovery? Asked of those indicating “yes” to question B6. Multiple responses permitted. Numbers might not add to 100% due to rounding. Values at 0% indicate less than 1% of respondents selected this option.

**TABLE 40: Top 3 Rankings of Proposed Caribou Recovery Actions by Region of Residence**

Region	Habitat Management-Beneficial Management Practices for Recreation and Industry		Habitat Protection (regulating land use)		Habitat restoration		Predator Reduction	
	Rank	%	Rank	%	Rank	%	Rank	%
Northeast (n=652)	3	15%			2	19%	1	58%
Skeena (n=348)	3	17%			2	23%	1	44%
Omineca (n=726)	2	20%					1	54%
Cariboo (n=670)	3	17%			2	23%	1	39%
Kootenay-Boundary (n=1,429)			1	33%	2	28%		
Thompson-Okanagan (n=1,812)	3	18%	1	29%	2	27%		
West Coast (n=3,109)	3	22%	1	46%	2	38%		
South Coast (n=4,244)	3	22%	1	46%	2	39%		
Out of Province (n=1,969)	3	22%	1	43%	2	35%		

Survey question: B7. What other caribou recovery actions do you feel are important to implement? Top three ranked responses. Multiple responses permitted.

**TABLE 41: Top 3 Rankings of Proposed Caribou Recovery Actions by Stakeholder Group**

Region	Habitat Management-Beneficial Management Practices for Recreation and Industry		Habitat Protection (regulating land use)		Habitat restoration		Predator Reduction	
	Rank	%	Rank	%	Rank	%	Rank	%
Hunter/Trapper (n=3,663)	3	18%			2	19%	1	62%
Associated with resource extraction (forestry, mining, oil & gas) (n=248)	3	16%			2	16%	1	40%
Associated with environmental/ecosystem protection (n=3,322)	3	21%	1	53%	2	41%		
Concerned citizen or business individual (n=6,856)	1	87%	3	23%	2	38%		
Associated with First Nations or Indigenous stakeholder group(s) (n=385)	3	17%	1	30%	2	29%		

Region	Habitat Management-Beneficial Management Practices for Recreation and Industry		Habitat Protection (regulating land use)		Habitat restoration		Predator Reduction	
	Rank	%	Rank	%	Rank	%	Rank	%
Associated with eco-tourism industry (n=221)	3	15%	1	38%	2	36%		
Guide outfitting (n=155)	3	17%	2	24%			1	60%
Scientist (n=54)	3	19%	1	63%	2	39%		

Survey question: B7. What other caribou recovery actions do you feel are important to implement? Top three ranked responses. Multiple responses permitted.

**TABLE 42: Rankings of Proposed Caribou Recovery Actions by Identity**

Region	Habitat Management-Beneficial Management Practices for Recreation and Industry		Habitat Protection (regulating land use)		Habitat restoration		Predator Reduction	
	Rank	%	Rank	%	Rank	%	Rank	%
Indigenous (n=1,002)	3	16%			2	29%	1	34%
Visible Minority/ New Canadian (n=1,183)	3	19%	1	38%	2	35%		
Do not identify with any of the (n=12,733)	3	20%	1	38%	2	33%		

Survey question: B7. What other caribou recovery actions do you feel are important to implement? Top three ranked responses. Multiple responses permitted.

**Table B43: Sources of Information on Predator Reduction by Region of Residence**

	Northeast (n=652)		Skeena (n=348)		Omineca (n=726)		Cariboo (n=670)		Kootenay Boundary (n=1,429)	
	#	%	#	%	#	%	#	%	#	%
Conservation groups, societies, or similar	458	70%	250	72%	518	71%	465	69%	1,113	78%
News stories	247	38%	127	36%	308	42%	281	42%	609	43%
Scientific reports	331	51%	198	57%	381	52%	348	52%	748	52%
Government reports / websites	351	54%	185	53%	400	55%	352	53%	704	49%
Colleagues/friends	378	58%	181	52%	444	61%	315	47%	729	51%
Social media	204	31%	98	28%	238	33%	203	30%	373	26%
Prefer not to answer	9	1%	2	1%	13	2%	12	2%	19	1%

Survey question: B8. From what sources (if any) have you learned about predator reduction for caribou recovery? Multiple responses permitted. Numbers might not add to 100% due to rounding. Values at 0% indicate less than 1% of respondents selected this option. – option not selected.

**Table B43: Sources of Information on Predator Reduction by Region of Residence Continued**

Region	Thompson Okanagan (n=1,812)		West Coast (n=3,109)		South Coast (n=4,244)		Out of Province (n=1,969)	
	#	%	#	%	#	%	#	%
Conservation groups, societies, or similar	1,369	76%	2,362	76%	3,397	80%	1,524	77%
News stories	833	46%	1,620	52%	2,294	54%	823	42%
Scientific reports	833	46%	1,353	44%	1,872	44%	944	48%
Government reports / websites	853	47%	1,287	41%	1,842	43%	764	39%
Colleagues/friends	704	39%	1,061	34%	1,413	33%	607	31%
Social media	503	28%	906	29%	1,205	28%	722	37%
Prefer not to answer	25	1%	45	1%	51	1%	39	2%

Survey question: B8. From what sources (if any) have you learned about predator reduction for caribou recovery? Multiple responses permitted. Numbers might not add to 100% due to rounding. Values at 0% indicate less than 1% of respondents selected this option. – option not selected.

**Table B44: Sources of Information on Predator Reduction by Stakeholder Group**

Region	Guide Outfitting (n=155)		Associated with Eco-Tourism Industry (n=221)		Hunter/Trapper (n=3,663)		Associated with First Nations or Indigenous Interest Group(s) (n=385)	
	#	%	#	%	#	%	#	%
Conservation groups, societies, or similar	104	67%	163	74%	2,824	77%	276	72%
News stories	34	22%	102	46%	1,163	32%	157	41%
Scientific reports	70	45%	124	56%	1,736	47%	205	53%
Government reports / websites	72	46%	119	54%	1,697	46%	199	52%
Colleagues/friends	95	61%	116	52%	2,049	56%	192	50%
Social media	30	19%	62	28%	1,132	31%	123	32%
Prefer not to answer	9	6%	2	1%	37	1%	5	1%

Survey question: B8. From what sources (if any) have you learned about predator reduction for caribou recovery? Multiple responses permitted. Numbers might not add to 100% due to rounding. Values at 0% indicate less than 1% of respondents selected this option. – option not selected.

**Table B44 Sources of Information on Predator Reduction by Stakeholder Group Continued**

Region	Associated with Environmental/Ecosystem Protection (n=3,322)		Associated with Resource Extraction (forestry, mining, oil & gas) (n=248)		Concerned Citizen or Business Individual (n=6,856)		Scientist (n=54)	
	#	%	#	%	#	%	#	%
Conservation groups, societies, or similar	2,679	81%	154	62%	5,192	76%	37	69%
News stories	1,665	50%	114	46%	3,855	56%	19	35%

Region	Associated with Environmental/ Ecosystem Protection (n=3,322)		Associated with Resource Extraction (forestry, mining, oil & gas) (n=248)		Concerned Citizen or Business Individual (n=6,856)		Scientist (n=54)	
	#	%	#	%	#	%	#	%
Scientific reports	1,765	53%	135	54%	2,903	42%	52	96%
Government reports / websites	1,454	44%	144	58%	3,002	44%	39	72%
Colleagues/friends	1,156	35%	143	58%	2,044	30%	27	50%
Social media	978	29%	72	29%	2,023	30%	3	6%
Prefer not to answer	46	1%	2	1%	111	2%	--	--

Survey question: B8. From what sources (if any) have you learned about predator reduction for caribou recovery? Multiple responses permitted. Numbers might not add to 100% due to rounding. Values at 0% indicate less than 1% of respondents selected this option. – option not selected.

**Table B45: Sources of Information on Predator Reduction by Identity**

Region	Indigenous (n=1,002)		Visible Minority/ New Canadian (n=1,183)		Do Not Identify with Any Group (n=12,733)	
	#	%	#	%	#	%
Conservation groups, societies, or similar	747	75%	892	75%	9,772	77%
News stories	427	43%	486	41%	6,227	49%
Scientific reports	544	54%	583	49%	5,853	46%
Government reports / websites	521	52%	500	42%	5,707	45%
Colleagues/friends	492	49%	442	37%	4,871	38%
Social media	332	33%	380	32%	3,748	29%
Prefer not to answer	15	1%	19	2%	181	1%

Survey question: B8. From what sources (if any) have you learned about predator reduction for caribou recovery? Multiple responses permitted. Numbers might not add to 100% due to rounding. Values at 0% indicate less than 1% of respondents selected this option.

**Table B46: Additional Respondents Comments by Region of Residence**

	Northeast (n=253)		Skeena (n=143)		Omineca (n=282)		Cariboo (n=247)		Kootenay Boundary (n=647)	
	#	%	#	%	#	%	#	%	#	%
Human activities cause of habitat destruction/ herd decline	16	6%	24	17%	19	7%	30	12%	113	17%
End predator reduction	9	4%	8	6%	4	1%	24	9%	59	9%

	Northeast (n=253)		Skeena (n=143)		Omineca (n=282)		Cariboo (n=247)		Kootenay Boundary (n=647)	
	#	%	#	%	#	%	#	%	#	%
Better policies to regulate land use and protect habitat	8	3%	12	8%	23	8%	19	7%	87	13%
Predator reduction is a necessity/ should be continued	50	20%	27	19%	70	25%	45	18%	118	18%
Predator reduction to include black/grizzly bears	60	24%	20	14%	51	18%	36	14%	40	6%
Allow nature to balance itself	2	1%	4	3%	6	2%	7	3%	15	2%
Predator reduction based on science	15	6%	6	4%	13	5%	13	5%	25	4%
Consider alternative methods to culling	7	3%	3	2%	3	1%	6	2%	18	3%
Predator reduction ineffective	2	1%	4	3%	2	1%	5	2%	11	2%
Predators are essential to ecosystem/ health of herd	--	--	2	1%	3	1%	4	2%	13	2%
Predator reduction in conjunction with other wildlife and habitat management initiatives	14	6%	5	3%	17	6%	12	5%	26	4%
Predator reduction is shortsighted/band aid solution	3	1%	2	1%	7	2%	7	3%	18	3%
Wolf populations growing/too many wolves	11	4%	6	4%	19	7%	10	4%	18	3%
Need balanced ecosystem	3	1%	--	--	3	1%	4	2%	9	1%
Place bounty on wolves	16	6%	4	3%	9	3%	7	3%	7	1%
Consider opinions of hunters and those living in herd areas	5	2%	1	1%	8	3%	5	2%	4	1%
All animals should be protected/helped/saved	2	1%	2	1%	2	1%	3	1%	2	0%

	Northeast (n=253)		Skeena (n=143)		Omineca (n=282)		Cariboo (n=247)		Kootenay Boundary (n=647)	
	#	%	#	%	#	%	#	%	#	%
Changes to predator reduction policy	2	1%	2	1%	2	1%	2	1%	12	2%
Remove ungulates as part of predator management	2	1%	5	3%	8	3%	2	1%	6	1%
Must save/restore caribou/ungulates	1	0%	--	--	5	2%	1	0%	7	1%
Waste of time and/or money	3	1%	1	1%	2	1%	2	1%	5	1%
Other	22	9%	5	3%	8	3%	13	5%	34	5%

Survey question: B9. Do you have any additional comments you would like to provide regarding the predator reduction program? One code per response permitted. Numbers might not add to 100% due to rounding. Values at 0% indicate less than 1% of respondents selected this option. – option not selected.

**Table B46: Additional Respondents Comments by Region of Residence Continued**

Region	Thompson Okanagan (n=622)		West Coast (n=1,196)		South Coast (n=1,528)		Out of Province (n=749)	
	#	%	#	%	#	%	#	%
Human activities cause of habitat destruction/ herd decline	110	18%	267	22%	324	21%	160	21%
End predator reduction	63	10%	232	19%	260	17%	117	16%
Better policies to regulate land use and protect habitat	53	9%	143	12%	166	11%	73	10%
Predator reduction is a necessity/ should be continued	76	12%	66	6%	80	5%	49	7%
Predator reduction to include black/grizzly bears	42	7%	30	3%	60	4%	18	2%
Allow nature to balance itself	37	6%	75	6%	94	6%	50	7%
Predator reduction based on science	38	6%	47	4%	68	4%	27	4%
Consider alternative methods to culling	21	3%	56	5%	79	5%	30	4%
Predator reduction ineffective	25	4%	44	4%	81	5%	32	4%
Predators are essential to ecosystem/ health of herd	20	3%	48	4%	49	3%	52	7%
Predator reduction in conjunction with other wildlife and habitat management initiatives	15	2%	18	2%	25	2%	25	3%
Predator reduction is short-sighted/band aid solution	12	2%	27	2%	46	3%	19	3%

Region	Thompson Okanagan (n=622)		West Coast (n=1,196)		South Coast (n=1,528)		Out of Province (n=749)	
	#	%	#	%	#	%	#	%
Wolf populations growing/too many wolves	23	4%	13	1%	12	1%	4	1%
Need balanced ecosystem	9	1%	21	2%	33	2%	11	1%
Place bounty on wolves	9	1%	4	0%	12	1%	4	1%
Consider opinions of hunters and those living in herd areas	14	2%	11	1%	15	1%	6	1%
All animals should be protected/helped/saved	7	1%	15	1%	14	1%	17	2%
Changes to predator reduction policy	2	0%	5	0%	11	1%	7	1%
Remove ungulates as part of predator management	7	1%	2	0%	4	0%	--	--
Must save/restore caribou/ungulates	6	1%	2	0%	4	0%	6	1%
Waste of time and/or money	2	0%	3	0%	9	1%	3	0%
Other	31	5%	67	6%	84	5%	39	5%

Survey question: B9. Do you have any additional comments you would like to provide regarding the predator reduction program? One code per response permitted. Numbers might not add to 100% due to rounding. Values at 0% indicate less than 1% of respondents selected this option. – option not selected.

**Table B47: Additional Respondents Comments by Stakeholder Group**

Region	Guide Outfitting (n=63)		Associated with Eco-Tourism Industry (n=104)		Hunter/Trapper (n=1,127)		Associated with First Nations or Indigenous Interest Group(s) (n=162)	
	#	%	#	%	#	%	#	%
Human activities cause of habitat destruction/ herd decline	5	8%	25	24%	27	2%	29	18%
End predator reduction	2	3%	11	11%	12	1%	20	12%
Better policies to regulate land use and protect habitat	2	3%	10	10%	27	2%	12	7%
Predator reduction is a necessity/ should be continued	24	38%	10	10%	349	31%	24	15%
Predator reduction to include black/grizzly bears	13	21%	3	3%	244	22%	12	7%
Allow nature to balance itself	--	--	5	5%	3	0%	6	4%



Region	Guide Outfitting (n=63)		Associated with Eco-Tourism Industry (n=104)		Hunter/Trapper (n=1,127)		Associated with First Nations or Indigenous Interest Group(s) (n=162)	
	#	%	#	%	#	%	#	%
Predator reduction based on science	1	2%	4	4%	111	10%	8	5%
Consider alternative methods to culling	--	--	2	2%	9	1%	6	4%
Predator reduction ineffective	--	--	8	8%	3	0%	3	2%
Predators are essential to ecosystem/ health of herd	1	2%	2	2%	4	0%	7	4%
Predator reduction in conjunction with other wildlife and habitat management initiatives	3	5%	1	1%	62	6%	9	6%
Predator reduction is short-sighted/band aid solution	--	--	9	9%	5	0%	1	1%
Wolf populations growing/too many wolves	4	6%	2	2%	78	7%	1	1%
Need balanced ecosystem	--	--	--	--	7	1%	4	2%
Place bounty on wolves	2	3%	1	1%	51	5%	2	1%
Consider opinions of hunters and those living in herd areas	1	2%	1	1%	27	2%	8	5%
All animals should be protected/helped/saved	--	--	--	--	9	1%	1	1%
Changes to predator reduction policy	--	--	--	--	10	1%	--	--
Remove ungulates as part of predator management	2	3%	2	2%	21	2%	1	1%
Must save/restore caribou/ungulates	--	--	--	--	10	1%	1	1%
Waste of time and/or money	--	--	--	--	5	0%	--	--
Other	3	5%	8	8%	54	5%	7	4%

Survey question: B9. Do you have any additional comments you would like to provide regarding the predator reduction program? One code per response permitted. Numbers might not add to 100% due to rounding. Values at 0% indicate less than 1% of respondents selected this option. -- option not selected.

**Table B47: Additional Respondents Comments by Stakeholder Group Continued**

Region	Associated with Environmental/ Ecosystem Protection (n=1,423)		Associated with Resource Extraction (forestry, mining, oil & gas) (n=81)		Concerned Citizen or Business Individual (n=2,645)		Scientist (n=47)*	
	#	%	#	%	#	%	#	%
Human activities cause of habitat destruction/ herd decline	346	24%	5	6%	612	23%	6	13%
End predator reduction	246	17%	6	7%	465	18%	1	2%
Better policies to regulate land use and protect habitat	207	15%	8	10%	312	12%	10	21%
Predator reduction is a necessity/ should be continued	46	3%	15	19%	101	4%	5	11%
Predator reduction to include black/grizzly bears	19	1%	5	6%	60	2%	--	--
Allow nature to balance itself	88	6%	3	4%	184	7%	--	--
Predator reduction based on science	42	3%	5	6%	76	3%	5	11%
Consider alternative methods to culling	58	4%	4	5%	146	6%	1	2%
Predator reduction ineffective	59	4%	2	2%	131	5%	1	2%
Predators are essential to ecosystem/ health of herd	64	4%	1	1%	111	4%	2	4%
Predator reduction in conjunction with other wildlife and habitat management initiatives	36	3%	4	5%	38	1%	3	6%
Predator reduction is short-sighted/band aid solution	50	4%	3	4%	70	3%	4	9%
Wolf populations growing/too many wolves	7	0%	5	6%	17	1%	--	--
Need balanced ecosystem	23	2%	1	1%	55	2%	--	--

Region	Associated with Environmental/ Ecosystem Protection (n=1,423)		Associated with Resource Extraction (forestry, mining, oil & gas) (n=81)		Concerned Citizen or Business Individual (n=2,645)		Scientist (n=47)*	
	#	%	#	%	#	%	#	%
Place bounty on wolves	8	1%	1	1%	7	0%	--	--
Consider opinions of hunters and those living in herd areas	8	1%	3	4%	20	1%	2	4%
All animals should be protected/helped/saved	14	1%	1	1%	39	1%	--	--
Changes to predator reduction policy	13	1%	1	1%	21	1%	1	2%
Remove ungulates as part of predator management	4	0%	--	--	6	0%	--	--
Must save/restore caribou/ungulates	6	0%	1	1%	13	0%	--	--
Waste of time and/or money	9	1%	--	--	15	1%	1	2%
Other	71	5%	7	9%	148	6%	5	11%

Survey question: B9. Do you have any additional comments you would like to provide regarding the predator reduction program? One code per response permitted. Numbers might not add to 100% due to rounding. Values at 0% indicate less than 1% of respondents selected this option. -- option not selected. \*Small base size, interpret with caution.

**Table B48: Additional Respondents Comments by Identity**

Region	Indigenous (n=415)		Visible Minority/ New Canadian (n=466)		Do Not Identify with Any Group (n=4,792)	
	#	%	#	%	#	%
Human activities cause of habitat destruction/ herd decline	67	16%	79	17%	916	19%
End predator reduction	32	8%	63	14%	684	14%
Better policies to regulate land use and protect habitat	33	8%	44	9%	508	11%
Predator reduction is a necessity/ should be continued	63	15%	41	9%	473	10%
Predator reduction to include black/grizzly bears	40	10%	34	7%	285	6%
Allow nature to balance itself	18	4%	23	5%	253	5%
Predator reduction based on science	25	6%	28	6%	201	4%
Consider alternative methods to culling	25	6%	28	6%	169	4%

Region	Indigenous (n=415)		Visible Minority/ New Canadian (n=466)		Do Not Identify with Any Group (n=4,792)	
	#	%	#	%	#	%
Predator reduction ineffective	6	1%	16	3%	185	4%
Predators are essential to ecosystem/ health of herd	15	4%	18	4%	160	3%
Predator reduction in conjunction with other wildlife and habitat management initiatives	13	3%	13	3%	130	3%
Predator reduction is short-sighted/band aid solution	8	2%	8	2%	122	3%
Wolf populations growing/too many wolves	13	3%	5	1%	97	2%
Need balanced ecosystem	2	0%	10	2%	77	2%
Place bounty on wolves	7	2%	7	2%	57	1%
Consider opinions of hunters and those living in herd areas	12	3%	6	1%	51	1%
All animals should be protected/helped/saved	5	1%	4	1%	55	1%
Changes to predator reduction policy	1	0%	6	1%	39	1%
Remove ungulates as part of predator management	4	1%	4	1%	28	1%
Must save/restore caribou/ungulates	5	1%	5	1%	22	0%
Waste of time and/or money	3	1%	1	0%	24	1%
Other	18	4%	23	5%	260	5%

Survey question: B9. Do you have any additional comments you would like to provide regarding the predator reduction program? One code per response permitted. Numbers might not add to 100% due to rounding. Values at 0% indicate less than 1% of respondents selected this option.

**Table B49: Where Reside by Stakeholder Group**

Region	Guide Outfitting (n=155)		Associated with Eco-Tourism Industry (n=221)		Hunter/ Trapper (n=3,663)		Associated with First Nations or Indigenous Interest Group(s) (n=385)	
	#	%	#	%	#	%	#	%
British Columbia	120	77%	175	9%	3,364	92%	349	91%
Other province or territory in Canada	21	14%	26	12%	115	3%	22	6%
Outside of Canada	12	8%	19	9%	169	5%	12	3%
Prefer not to answer	2	1%	1	0%	15	0%	2	1%

Survey question: C1. Where do you Live? Numbers might not add to 100% due to rounding. Values at 0% indicate less than 1% of respondents selected this option. – option not selected.

**Table B49: Where Reside by Stakeholder Group Continued**

Region	Associated with Environmental/ Ecosystem Protection (n=3,322)		Associated with Resource Extraction (forestry, mining, oil & gas) (n=248)		Concerned Citizen or Business Individual (n=6,856)		Scientist (n=54)	
	#	%	#	%	#	%	#	%
British Columbia	2,720	82%	232	94%	5,889	86%	47	87%
Other province or territory in Canada	350	11%	12	5%	677	10%	4	7%
Outside of Canada	235	7%	2	1%	261	4%	3	6%
Prefer not to answer	17	1%	2	1%	29	0%	--	--

Survey question: C1. Where do you Live? Numbers might not add to 100% due to rounding. Values at 0% indicate less than 1% of respondents selected this option. – option not selected.

**Table B50: Where Reside by Identity**

Region	Indigenous (n=1,002)		Visible Minority/ New Canadian (n=1,183)		Do Not Identify with Any Group (n=12,733)	
	#	%	#	%	#	%
British Columbia	907	91%	1,041	88%	19,949	86%
Other province or territory in Canada	56	6%	100	8%	1,076	8%
Outside of Canada	34	3%	37	3%	657	5%
Prefer not to answer	5	0%	5	0%	51	0%

Survey question: C1. Where do you Live? Numbers might not add to 100% due to rounding. Values at 0% indicate less than 1% of respondents selected this option. – option not selected.

**Table B51: Natural Resource Reside in by Stakeholder Group**

Region	Guide Outfitting (n=120)		Associated with Eco-Tourism Industry (n=175)		Hunter/ Trapper (n=3,364)		Associated with First Nations or Indigenous Interest Group(s) (n=349)	
	#	%	#	%	#	%	#	%
Northeast	21	18%	21	12%	290	9%	32	9%
Skeena	11	9%	6	3%	159	5%	15	4%
Omineca	13	11%	10	6%	387	12%	29	8%
Cariboo	18	15%	12	7%	238	7%	39	11%
Kootenay Boundary	23	19%	16	9%	511	15%	32	9%
Thompson Okanagan	44	28%	21	12%	571	17%	50	14%
West Coast	44	28%	44	25%	466	14%	58	17%
South Coast	44	28%	42	24%	731	22%	85	24%
Prefer not to answer	--	--	3	2%	11	0%	9	3%

Survey question: C1a. In which natural resource region do you live in? Numbers might not add to 100% due to rounding. Values at 0% indicate less than 1% of respondents selected this option. – option not selected.

**Table B51: Natural Resource Reside in by Stakeholder Group Continued**

Region	Associated with Environmental/ Ecosystem Protection (n=2,720)		Associated with Resource Extraction (forestry, mining, oil & gas) (n=232)		Concerned Citizen or Business Individual (n=5,889)		Scientist (n=47)	
	#	%	#	%	#	%	#	%
Northeast	56	2%	39	17%	184	3%	1	2%
Skeena	51	4%	9	4%	93	2%	--	--
Omineca	64	2%	34	15%	174	3%	5	11%
Cariboo	93	3%	31	13%	228	4%	3	6%
Kootenay Boundary	284	10%	32	14%	501	9%	8	17%
Thompson Okanagan	296	11%	40	17%	772	13%	7	15%
West Coast	782	29%	18	8%	1,664	28%	12	26%
South Coast	1,065	39%	27	12%	2,225	38%	10	21%
Prefer not to answer	29	1%	2	1%	48	1%	1	2%

Survey question: C1a. In which natural resource region do you live in? Numbers might not add to 100% due to rounding. Values at 0% indicate less than 1% of respondents selected this option. – option not selected.

**Table B52: Natural Resource Reside in by Identity**

Region	Indigenous (n=907)		Visible Minority/ New Canadian (n=1,041)		Do Not Identify with Any Group (n=10,949)	
	#	%	#	%	#	%
Northeast	108	12%	49	5%	482	4%
Skeena	40	4%	23	2%	283	3%
Omineca	88	10%	51	5%	578	5%
Cariboo	81	9%	54	5%	531	5%
Kootenay Boundary	99	11%	74	7%	1,220	11%
Thompson Okanagan	147	16%	97	9%	1,539	14%
West Coast	152	17%	241	23%	2,695	24%
South Coast	179	20%	437	42%	3,577	33%
Prefer not to answer	13	1%	15	1%	80	1%

Survey question: C1a. In which natural resource region do you live in? Numbers might not add to 100% due to rounding. Values at 0% indicate less than 1% of respondents selected this option. – option not selected.

**Table B53: Province or Territory Reside in by Stakeholder Group**

Region	Guide Outfitting (n=21)*		Associated with Eco-Tourism Industry (n=26)*		Hunter/Trapper (n=115)		Associated with First Nations or Indigenous Interest Group(s) (n=22)*	
	#	%	#	%	#	%	#	%
Alberta	16	76%	15	58%	80	70%	9	41%
Manitoba	--	--	1	4%	4	3%	5	23%
Newfoundland and Labrador	--	--	--	--	--	--	--	--

Region	Guide Outfitting (n=21)*		Associated with Eco-Tourism Industry (n=26)*		Hunter/Trapper (n=115)		Associated with First Nations or Indigenous Interest Group(s) (n=22)*	
	#	%	#	%	#	%	#	%
New Brunswick	--	--	--	--	--	--	--	--
Northwest Territories	--	--	1	4%	1	1%	1	5%
Nova Scotia	--	--	2	8%	2	2%	--	--
Nunavut	--	--	--	--	--	--	--	--
Ontario	2	10%	6	23%	19	17%	4	18%
Prince Edward Island	--	--	--	--	--	--	--	--
Quebec	--	--	1	4%	1	1%	2	9%
Saskatchewan	--	--	--	--	5	4%	--	--
Yukon	2	10%	--	--	3	3%	1	5%
Prefer not to answer	1	5%	--	--	--	--	--	--

Survey question: C1b In which province or territory do you live? Numbers might not add to 100% due to rounding. Values at 0% indicate less than 1% of respondents selected this option. – option not selected. \*Small base size, interpret with caution.

**Table B53: Province or Territory Reside in by Stakeholder Group Continued**

Region	Associated with Environmental/Ecosystem Protection (n=350)		Associated with Resource Extraction (forestry, mining, oil & gas) (n=12)*		Concerned Citizen or Business Individual (n=677)		Scientist (n=4)**
	#	%	#	%	#	%	#
Alberta	119	34%	9	75%	290	43%	2
Manitoba	2	3%	--	--	27	4%	--
Newfoundland and Labrador	--	--	1	8%	4	1%	--
New Brunswick	8	2%	--	--	7	1%	--
Northwest Territories	4	1%	--	--	3	0%	--
Nova Scotia	10	3%	--	--	20	3%	--
Nunavut	--	--	--	--	1	0%	--
Ontario	133	38%	1	8%	249	37%	2
Prince Edward Island	1	0%	--	--	3	0%	--
Quebec	46	13%	--	--	34	5%	--
Saskatchewan	10	3%	1	8%	23	3%	--
Yukon	7	2%	--	--	12	2%	--
Prefer not to answer	--	--	--	--	4	1%	--

Survey question: C1b In which province or territory do you live? Numbers might not add to 100% due to rounding. Values at 0% indicate less than 1% of respondents selected this option. – option not selected. \*Small base size, interpret with caution.

\*\* Based size too small to report proportions.

**Table B54: Province or Territory Reside in by Identity**

Region	Indigenous (n=56)		Visible Minority/ New Canadian (n=100)		Do Not Identify with Any Group (n=1,076)		Total (n=1,245)	
	#	%	#	%	#	%	#	%
Alberta	32	57%	39	39%	474	44%	456	44%
Manitoba	5	9%	4	4%	39	4%	48	4%
Newfoundland and Labrador	--	--	1	1%	4	0%	5	0%
New Brunswick	--	--	--	--	16	1%	16	1%
Northwest Territories	3	5%	1	1%	6	1%	10	1%
Nova Scotia	--	--	5	5%	30	3%	35	3%
Nunavut	--	--	--	--	1	0%	1	0%
Ontario	14	25%	36	36%	364	34%	423	34%
Prince Edward Island	--	--	--	--	4	0%	4	0%
Quebec	1	2%	8	8%	77	7%	86	7%
Saskatchewan	--	--	1	1%	38	4%	39	3%
Yukon	--	--	4	4%	21	2%	25	2%
Prefer not to answer	1	2%	1	1%	2	0%	6	0%

Survey question: C1b In which province or territory do you live? Numbers might not add to 100% due to rounding. Values at 0% indicate less than 1% of respondents selected this option. – option not selected.

**Table B55: Self Identity by Region of Residence**

	Northeast (n=652)		Skeena (n=348)		Omineca (n=726)		Cariboo (n=670)		Kootenay Boundary (n=1,429)	
	#	%	#	%	#	%	#	%	#	%
Self-identify with: Indigenous	108	17%	40	11%	88	12%	81	12%	99	7%
Self-identify with: New Canadian	16	2%	10	3%	17	2%	14	2%	30	2%
Self-identify with: Member of visible minority	37	6%	15	4%	37	5%	43	6%	47	3%
I do not self-identify with any of the above	482	74%	283	81%	578	80%	531	79%	1220	85%
Prefer not to answer	23	4%	7	2%	16	2%	12	2%	40	3%

Survey question: C2. Do you self-identify with any one of several equity groups? Multiple responses permitted for equity groups. Numbers might not add to 100% due to rounding. Values at 0% indicate less than 1% of respondents selected this option. – option not selected.



**Table B55: Self Identity by Region of Residence Continued**

Region	Thompson Okanagan (n=1,812)		West Coast (n=3,109)		South Coast (n=4,244)		Out of Province (n=1,969)	
	#	%	#	%	#	%	#	%
Self-identify with: Indigenous	147	8%	152	5%	179	4%	90	5%
Self-identify with: New Canadian	36	2%	85	3%	138	3%	39	2%
Self-identify with: Member of visible minority	64	4%	160	5%	313	7%	103	5%
I do not self-identify with any of the above	1539	85%	2659	86%	3577	84%	1733	88%
Prefer not to answer	40	2%	70	2%	68	2%	25	1%

Survey question: C2. Do you self-identify with any one of several equity groups? Multiple responses permitted for equity groups. Numbers might not add to 100% due to rounding. Values at 0% indicate less than 1% of respondents selected this option. – option not selected.

**Table B56: Self Identity in by Stakeholder Group**

Region	Guide Outfitting (n=155)		Associated with Eco-Tourism Industry (n=221)		Hunter/ Trapper (n=3,363)		Associated with First Nations or Indigenous Interest Group(s) (n=385)	
	#	%	#	%	#	%	#	%
Self-identify with: Indigenous	14	9%	19	9%	270	7%	262	68%
Self-identify with: New Canadian	6	4%	6	3%	66	2%	9	2%
Self-identify with: Member of visible minority	8	5%	12	5%	183	5%	35	9%
I do not self-identify with any of the above	121	78%	181	82%	3111	85%	94	24%
Prefer not to answer	7	5%	5	2%	71	2%	4	1%

Survey question: C2. Do you self-identify with any one of several equity groups? Multiple responses permitted for equity groups. Numbers might not add to 100% due to rounding. Values at 0% indicate less than 1% of respondents selected this option. – option not selected.

**Table B56: Self Identity by Stakeholder Group Continued**

Region	Associated with Environmental/ Ecosystem Protection (n=3,322)		Associated with Resource Extraction (forestry, mining, oil & gas) (n=248)		Concerned Citizen or Business Individual (n=6,856)		Scientist (n=54)	
	#	%	#	%	#	%	#	%
Self-identify with: Indigenous	181	5%	18	7%	220	3%	-	

Region	Associated with Environmental/ Ecosystem Protection (n=3,322)		Associated with Resource Extraction (forestry, mining, oil & gas) (n=248)		Concerned Citizen or Business Individual (n=6,856)		Scientist (n=54)	
	#	%	#	%	#	%	#	%
Self-identify with: New Canadian	143	4%	5	2%	153	2%	3	6%
Self-identify with: Member of visible minority	216	7%	12	5%	357	5%	1	2%
I do not self-identify with any of the above	2752	83%	214	86%	6017	88%	49	91%
Prefer not to answer	65	2%	4	2%	144	2%	1	2%

Survey question: C2. Do you self-identify with any one of several equity groups? Multiple responses permitted for equity groups. Numbers might not add to 100% due to rounding. Values at 0% indicate less than 1% of respondents selected this option. – option not selected.